

Management Companies and Undertakings of Collective Investments

SECTOR QUARTERLY STATISTICS

30/06/2019

AUGUST 2019



**ΕΠΙΤΡΟΠΗ
ΚΕΦΑΛΑΙΑΓΟΡΑΣ
ΚΥΠΡΟΥ**

CYPRUS SECURITIES AND EXCHANGE COMMISSION



Disclaimer

The 'Management Companies and Undertakings of Collective Investments Sector Quarterly Statistics ' is prepared based on data collected by CySEC, provided by Management companies and Undertaking of Collective Investments that are under its supervision. The Risk Management and Statistics Department of CySEC only performs analysis of the data and does not verify in any way whatsoever the said data as to its accuracy and/or truthfulness and/or currency.

CySEC is not liable for any errors or omissions.

Any discrepancy may be brought to the notice of CySEC at: risk.statistics@cysec.gov.cy .

CySEC is the copyright holder of this publication. It should not be reproduced, published, distributed or displayed in whole or in part, in any form or by any means without the prior written permission of CySEC. The contents of this publication are for information purposes only and should not be relied upon for the fulfilment and/or performance of business, commercial and/or investment decisions or activities, or for any other purpose whatsoever.

CySEC reserves the right to revise any information published in this publication.

Cyprus Securities and Exchange Commissions
19 Diagorou
1097, Nicosia, Cyprus
Telephone: +357 22 506 600
Website: www.cysec.gov.cy

Cyprus Securities and Exchange Commission 2019



Introduction

Welcome to our fourth publication of The 'Management Companies and Undertakings of Collective Investments Sector Quarterly Statistics', a bulletin that provides the key findings about the Collective Investment Schemes Sector for the second quarter of 2019.





Summary

Based on the statistics for the **2nd quarter of 2019**, CySEC has under its supervision in total 200 Management Companies and Undertakings of Collective Investments (UCIs). From these, 121 companies have operations. The total number of companies includes, 95 Externally Managed UCIs, 63 Internally Managed UCIs and 42 External Managers. The Total number of Management Companies includes 28 AIFMs, 73 Sub-threshold AIFMs and 4 UCITS Management Companies.

The Total Assets Under Management (AUM) for the 2nd quarter of 2019 reached €6.8 billion, recording a 2% increase compared to the 1st quarter of 2019 and the UCIs, managed by the Management Companies had a Net Asset Value (NAV) of €5.4 billion. Approximately 62% of the AUM relate to Assets managed by the AIFMs, 30.6% by the Sub-threshold AIFMs, 3.4% by the UCITS Management Companies, 3.2% by the CIFs and only 0.8% by the Regulated UCIs that are managed by Foreign Fund Managers.

UCITSs invest heavily in Transferable Securities (79%), followed by the investments in Bank Deposits (11%). AIFs, AIFLNs and RAIFs invest mainly in Equity (49%), while the investment in Real Estate represents the 16% of the AUM.

There are 112 UCIs in total with operations. The 76% of the total AUM, relates to 100 UCIs domiciled in Cyprus (10 UCITS, 29 AIF, 60 AIFLNP and 1 RAIF). From the total 112 UCIs managed by UCIs Management Companies, 76 invest in Cyprus entirely or partially and €1.8 billion (27%) are investments made in Cyprus. The 59% of the investments in Cyprus are in Private Equity, while the 16% of the investment in Cyprus are in Real Estate.

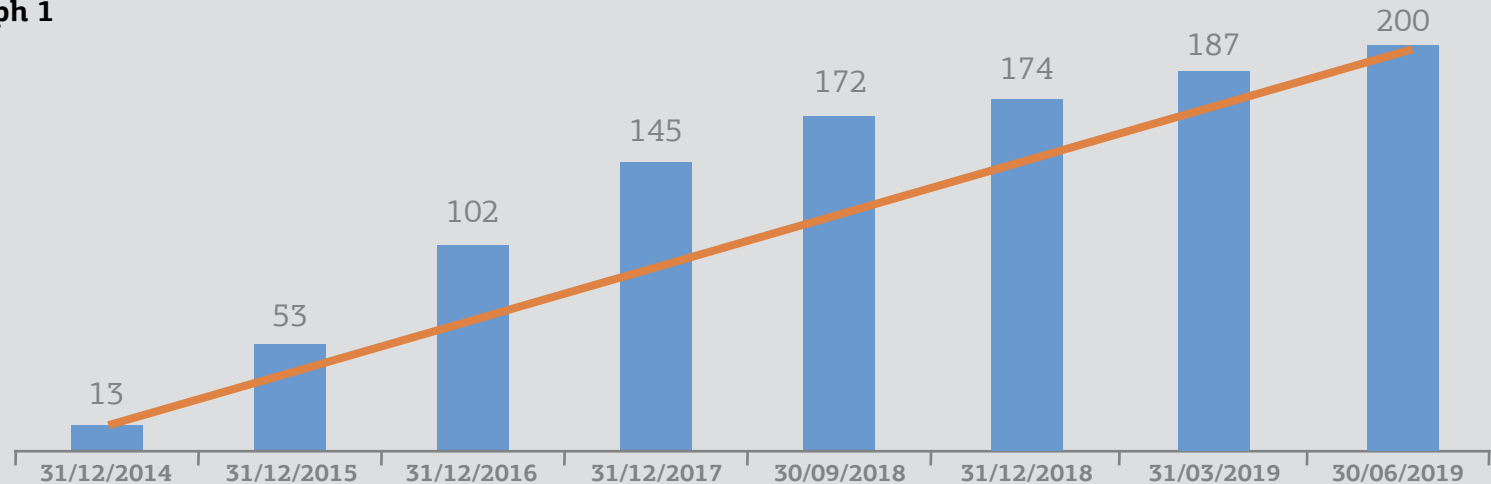
Finally, regarding the categorisation of the unit-holders, for UCITS these are mainly Retail Investors (99.1%), while for AIF, AIFNLP and RAIF, 55% of them are Professional Investors, 42% Well-Informed Investors and only 3% Retail Investors.



Number of Management Companies and Undertakings of Collective Investments (UCIs) over the last years

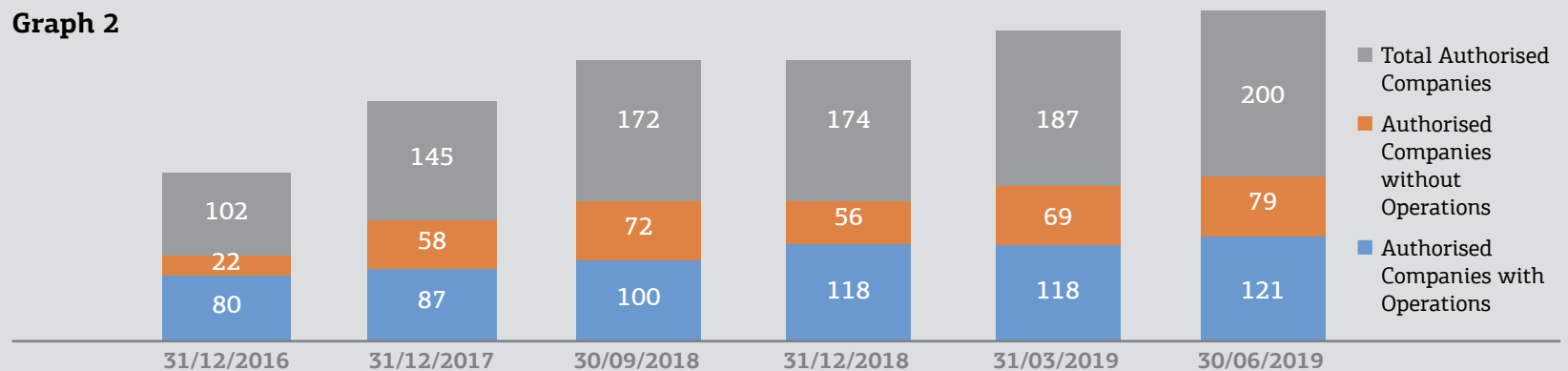
TOTAL NUMBER OF MANAGEMENT COMPANIES AND UCIS 2014-2019

Graph 1



TOTAL NUMBER OF MANAGEMENT COMPANIES AND UCIS 2016-2019 NUMBER OF AUTHORISED COMPANIES WITH AND WITHOUT OPERATIONS

Graph 2



Number of Authorised by CySEC Management Companies and UCIs 30/06/2019

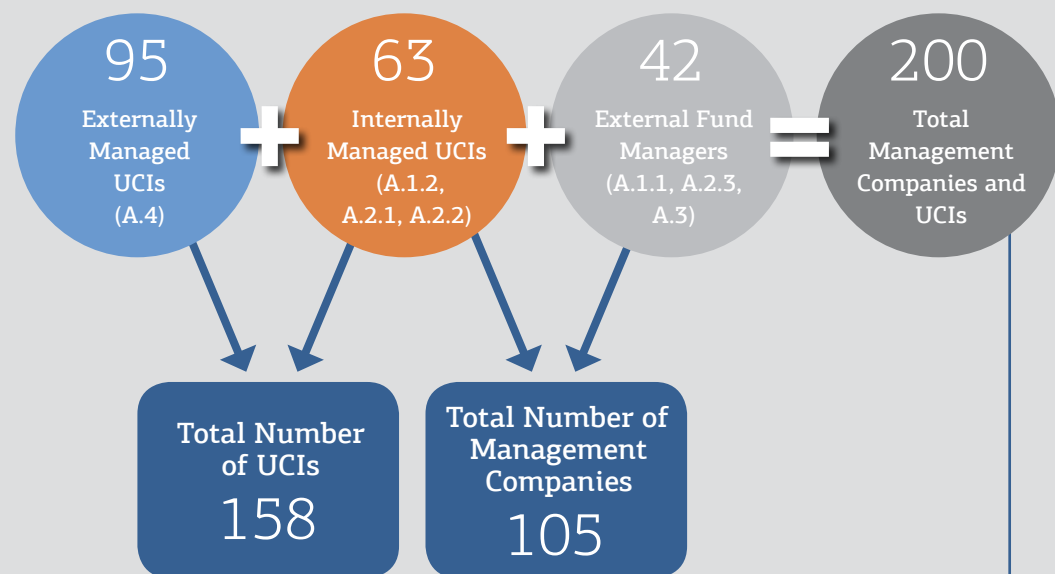


Table 1		
	Management Companies and UCIs	Authorised by CySEC 30/06/2019
A.1	AIFMs	28
A.1.1	AIFM - External Fund Managers	27
A.1.2	AIFM - Internally Managed Fund	1
A.2	Sub-threshold AIFMs	73
A.2.1	AIF (Internally Managed)	2
A.2.2	AIFLNP (Internally Managed)	60
A.2.3	Special Purposes Entities	11
A.3	UCITS Management Companies	4
A.4	Externally Managed UCIs	95
A.4.1	UCITS	10
A.4.2	AIF (Externally Managed)	37
A.4.3	AIFLNP (Externally Managed)	38
A.4.4	RAIF (Registered AIF)	10
A	Total	200
	Total Number of UCIs (Note A)	158

Note A: The total number of UCIs includes, 1 AIFM-Internally managed, 2 AIF (Internally Managed), 60 AIFLNP (Internally Managed), 10 UCITS, 37 AIF (Externally Managed), 38 AIFNLP (Externally Managed) and 10 Registered AIFs.



Assets Under Management (AUM)

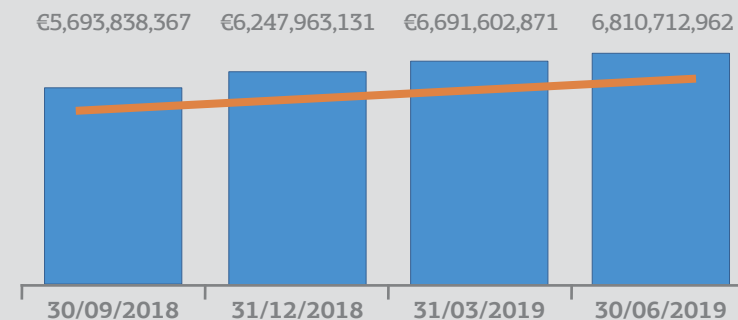
Total AUM 30/06/2019
€6,810,712,962

Total NAV 30/06/2019
€5,444,877,712

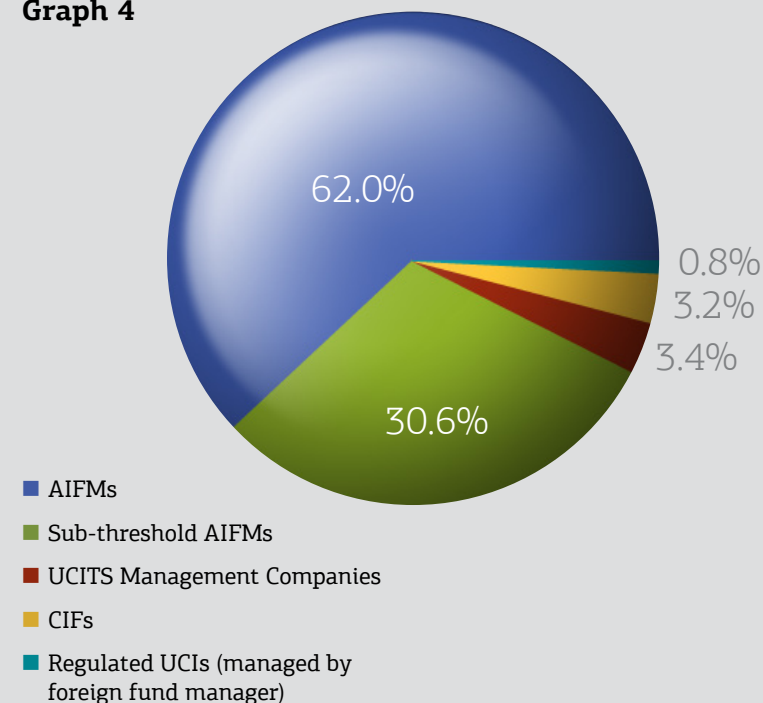
Table 2				
		AUM 30/06/2019 €	NAV 30/06/2019 €	Number of UCIs under management with operations (CY & Non-CY UCIs)
A1	AIFMs	4,220,113,633	3,557,355,121	33
A2	Sub-threshold AIFMs	2,082,382,388	1,378,990,826	46
A3	UCITS Management Companies	232,047,953	232,047,953	12
B	CIFs	220,355,836	221,083,560	16
C	Regulated UCIs (managed by foreign fund manager - entities not included above (A-B))	55,813,152	55,400,252	5
D	Total	6,810,712,962	5,444,877,712	112 (Note A)

Note A: Management Companies manage both CY UCIs and Non-CY UCIs. The number of Cyprus UCIs under the management of Management Companies is presented in page 9.

Graph 3



Graph 4



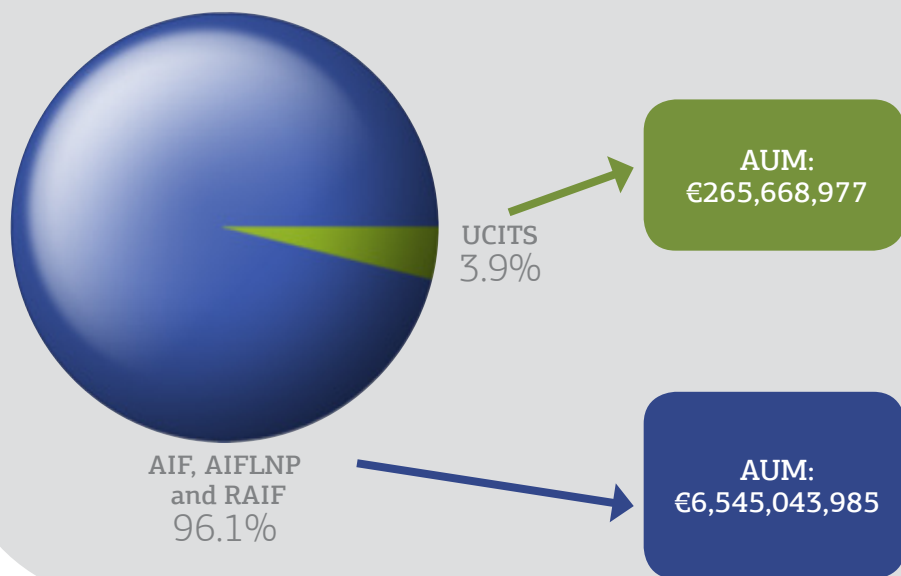


AUM analysed as per the Investment Strategy

TOTAL AUM

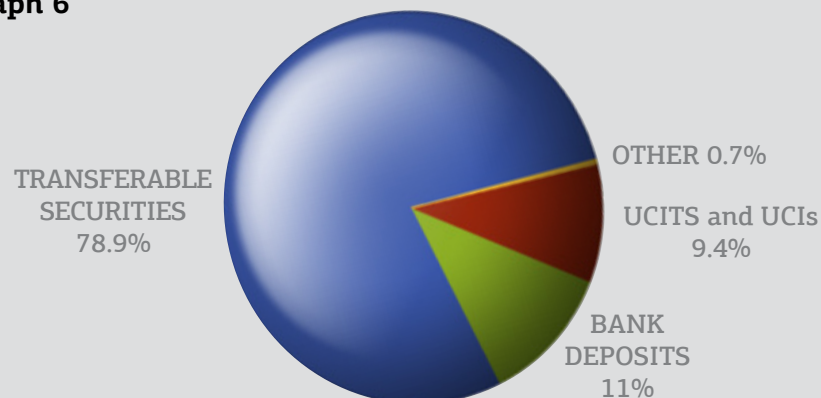
Graph 5

AUM
€6,810,712,962



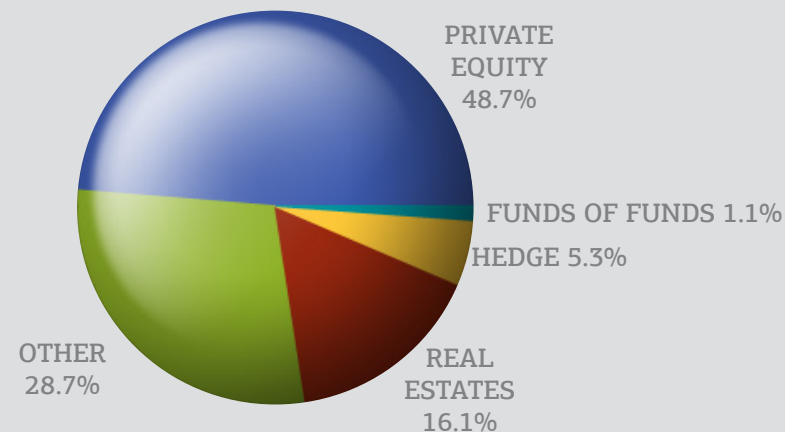
UCITS INVESTMENT STRATEGY

Graph 6



AIF, AIFLNP AND RAIF INVESTMENT STRATEGY

Graph 7

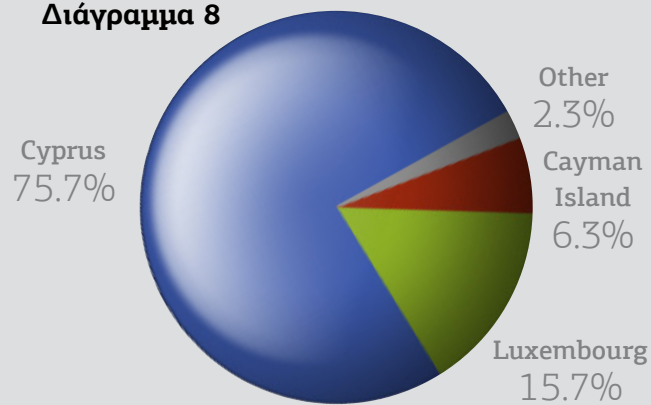




Domicile of UCIs under Management

AUM BASED ON DOMICILE OF UCIS UNDER MANAGEMENT

Διάγραμμα 8

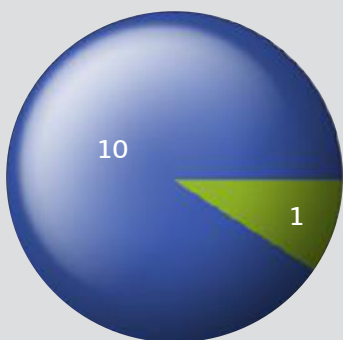


AUM: €6,810,712,962

Domicile of UCIs	AUM €	AUM - % to total	NAV €	Number of UCIs
CY UCIs	5,157,464,249	75.7%	4,104,527,230	100
Non-CY UCIs	1,653,248,713	24.3%	1,340,350,482	12
Total	6,810,712,962	100%	5,444,877,712	112

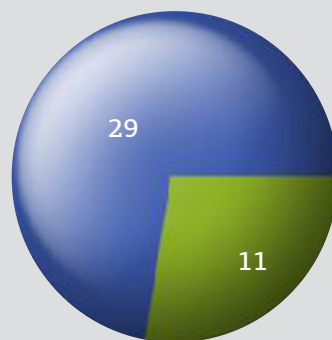
DOMICILE OF UCIS UNDER MANAGEMENT PER TYPE OF UCI (TOTAL NUMBER 112 UCIS)

Graph 9
UCITS UCIS



■ CY UCIs ■ Non-CY UCIs

Graph 10
AIF UCIS



■ CY UCIs ■ Non-CY UCIs

Graph 11
AIFLNP UCIS



■ CY UCIs

Graph 12
RAIF UCIS



■ CY UCIs



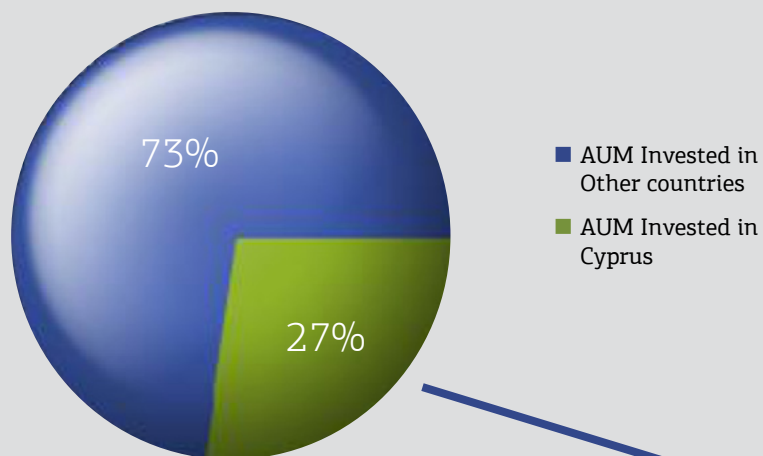
AUM invested in Cyprus and Abroad as at 30/06/2019

From the total of 112 UCIs managed by UCIs Management Companies, 76 invest in Cyprus (entirely or partially)

AUM INVESTED IN CYPRUS AND ABROAD

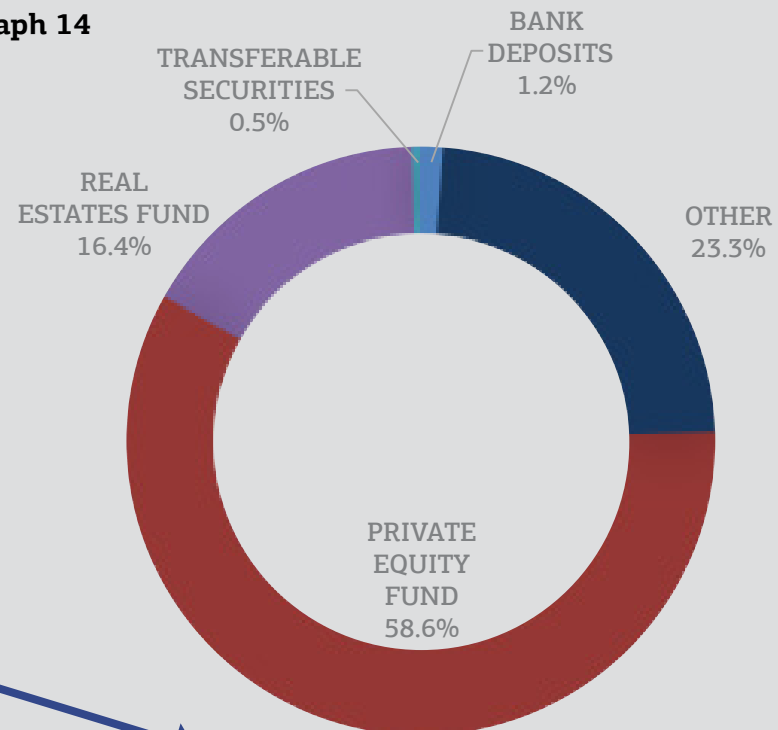
Graph 13

AUM:
€6,810,712,962



INVESTMENT STRATEGY OF UCIS INVESTED IN CYPRUS

Graph 14



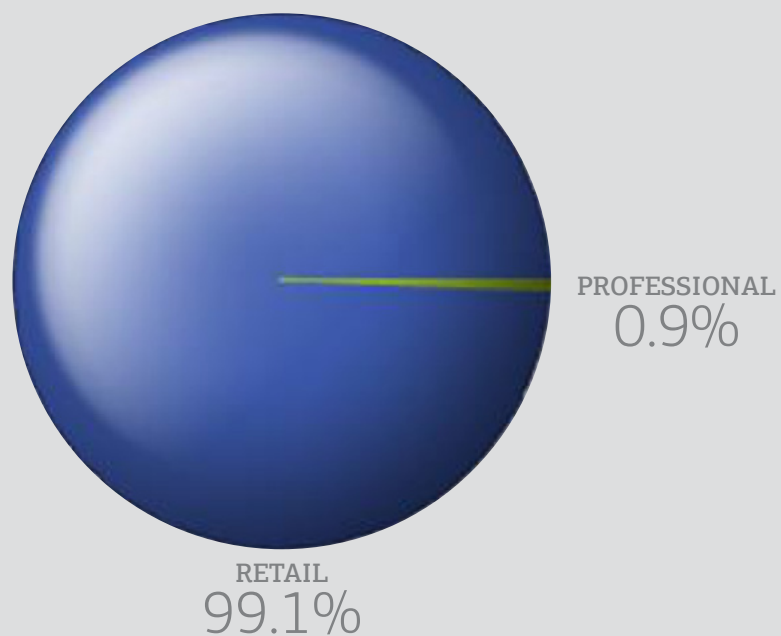
Total AUM: €1,792,960,696



Categorisation of Unit-holders

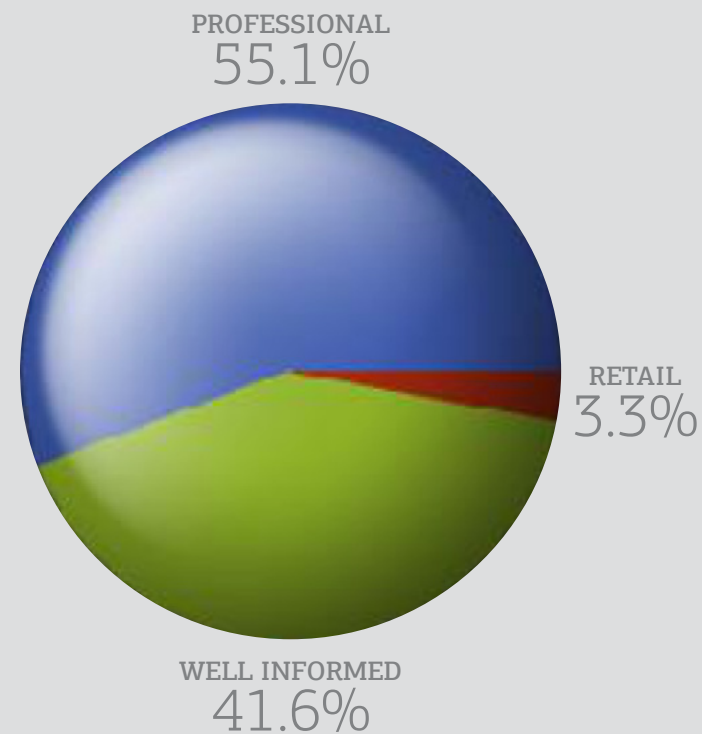
UCITS' TYPE OF UNIT-HOLDERS

Graph 15



AIFS, AIFLNPS AND RAIF'S TYPE OF UNIT-HOLDERS

Graph 16





Glossary

Alternative Investment Fund (AIF): Collective investment undertakings which raise capital from a number of investors, with a view to investing it in accordance with a defined investment policy for the benefit of those investors and do not require authorisation pursuant to article 9 of the Open Ended Undertakings for Collective Investment Law or pursuant to the legislation of another Member State which harmonises article 5 of Directive 2009/65/EC.

Alternative Investment Fund Manager (AIFM): Any legal person whose regular business is managing one or more AIFs.

Alternative Investment Fund with Limited Number of Persons (AIFLNP): AIF authorised by the Cyprus Securities and Exchange Commission to operate as an AIFLNP, subject to Part VII, or which was permitted to operate as an AIFLNP subject to article 120(1)(a) of the Alternative Investment Funds Law.

Asset under Management (AUM): Under AIFMD, asset under management are defined as the value of all assets in portfolio, including all assets acquired through use of leverage (borrowing of cash or securities and leverage embedded in derivative position). This concept of AUM is different from the industry approach of AUM which typically relates to the assets of the balance sheet of the AIF.

Net Asset Value (NAV): The Net value of the assets of the Undertaking of Collective Investment.

Registered Alternative Investment Fund (RAIF): AIF which may operate as a registered AIF subject to the provisions of Part VIII of the Alternative Investment Funds Law.

Undertaking of Collective Investment: Is a collective investment undertaking, which raises capital to invest it in accordance with a defined investment policy for the benefit of investors.

Undertakings for Collective Investment in Transferable Securities (UCITS): The undertakings for collective investment in transferable securities of the open-ended type, authorised pursuant to article 9 of the Open Ended Undertakings for Collective Investment Law or pursuant to the legislation of another Member State which harmonises article 5 of Directive 2009/65/EC.