

Management Companies & Undertakings of Collective Investments Sector

QUARTERLY STATISTICS

30/09/2018

JANUARY 2019



**ΕΠΙΤΡΟΠΗ
ΚΕΦΑΛΑΙΑΓΟΡΑΣ
ΚΥΠΡΟΥ**

CYPRUS SECURITIES AND EXCHANGE COMMISSION



Disclaimer

The 'Management Companies and Undertakings of Collective Investments Sector Quarterly Statistics' is prepared based on data collected by CySEC, provided by Management companies and Undertaking of Collective Investments that are under its supervision. The Risk Management and Statistics Department of CySEC only performs analysis of the data and does not verify in any way whatsoever the said data as to its accuracy and/or truthfulness and/or currency.

CySEC is not liable for any errors or omissions.

Any discrepancy may be brought to the notice of CySEC at: risk.statistics@cysec.gov.cy.

CySEC is the copyright holder of this publication. It should not be reproduced, published, distributed or displayed in whole or in part, in any form or by any means without the prior written permission of CySEC.

The contents of this publication are for information purposes only and should not be relied upon for the fulfilment and/or performance of business, commercial and/or investment decisions or activities, or for any other purpose whatsoever.

CySEC reserves the right to revise any information published in this publication.

Cyprus Securities and Exchange Commissions
27 Diagorou
1097, Nicosia, Cyprus
Telephone: +357 22 506 600
Website: www.cysec.gov.cy

Cyprus Securities and Exchange Commission 2019



Introduction

Welcome to our first publication of The 'Management Companies and Undertakings of Collective Investments Sector Quarterly Statistics', a bulletin that will provide the key findings about the Collective Investment Schemes Sector.

CySEC intends to publicise this Bulletin on a quarterly basis and it will be enriched further with new additions, updates, and findings.





Summary

Based on the statistics for the **third quarter of 2018**, CySEC has under its supervision in total 172 Undertaking of Collective Investments (UCIs) and Management Companies of UCIs. Out of a total of 172 entities, 72 are Externally Managed UCIs, 66 Internally Managed UCIs, and 34 External Managers. Between them are included 22 AIFMs, 74 AIFMs-sub thresholds and 4 UCITS Management Companies.

The Total Assets Under Management (AUM) for the third quarter of 2018 reached € 5,7 billions, of which approximately 97% relates to Assets managed by entities authorised by CySEC and 3% from Sub-threshold AIFMs – Closed ended Investment Companies listed on the CSE.

In total 94 UCIs, hold € 5,5 billion of AUM, from which 80% are Cyprus domiciled UCIs, (9 UCITS, 18 AIFs and 55 AIFLNPs). Out of them, 53 UCIs invest in Cyprus entirely or partially, and 25% of the € 5,5 billion represents investments made in Cyprus. The 67% of the investments in Cyprus are in private equity, followed by about 17% of investment, in real estate.

UCITSs unit-holders invest heavily in transferable securities (69%) and follow the investments in deposits by 23%. AIF and AIFLNP unit-holders invest mainly (by 56%) in Equity and 19% in Real Estate.

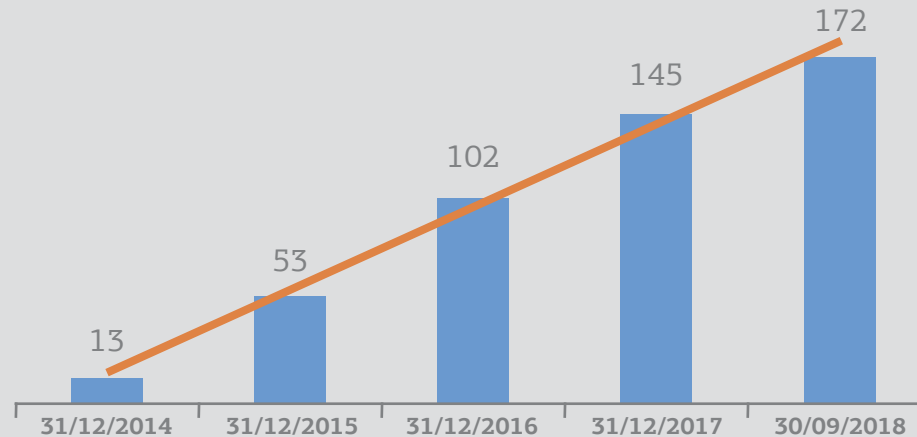
Regarding the categorisation of the unit-holders, 15% of UCITSs unit-holders are professional investors and 85% retail investors, while for AIFs and AIFNLPs, 76% of them are Professional investors, 22% well-informed investors and 2% Retail investors.



Number of Management Companies and Undertakings of Collective Investments (UCIs) over the last years

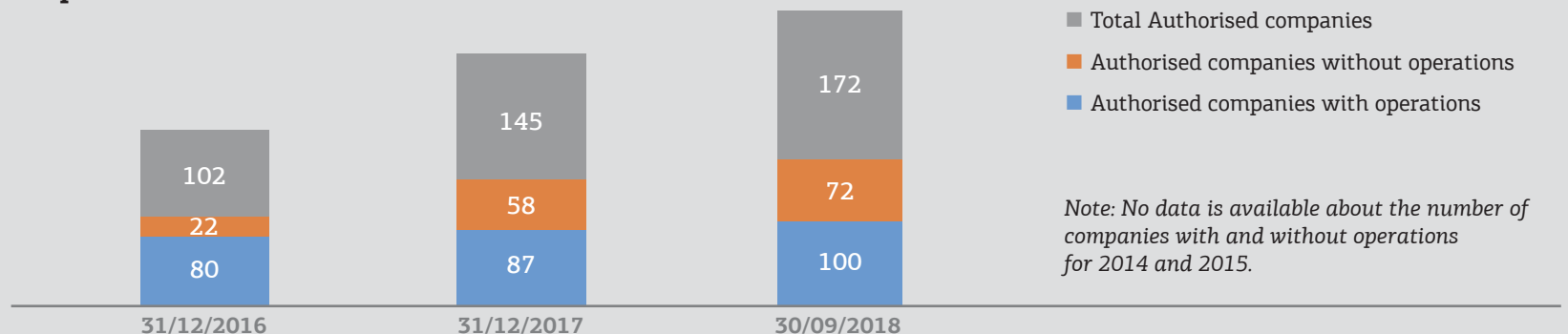
TOTAL NUMBER OF MANAGEMENT COMPANIES AND FUNDS 2014-2018

Graph 1



TOTAL NUMBER OF MANAGEMENT COMPANIES AND UCIS 2016-2018 NUMBER OF AUTHORISED COMPANIES WITH AND WITHOUT OPERATIONS

Graph 2



Number of Authorised by CySEC Management Companies and UCIs 30/09/2018

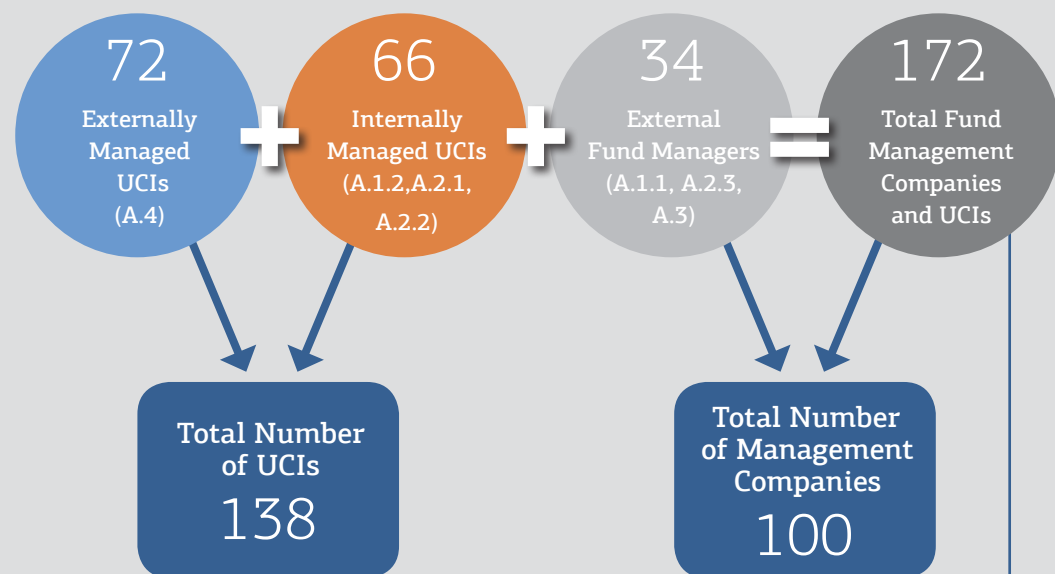


Table 1		
	Management Companies and UCIs	Authorised by CySEC 30/09/2018
A.1	AIFMs	
A.1.1	AIFM – External Fund Managers	21
A.1.2	AIFM – Internally Managed Fund	1
A.2	Sub-threshold AIFMs	
A.2.1	AIF (Internally Managed)	1
A.2.2	AIFLNP (Internally Managed)	64
A.2.3	Special Purpose Entities	9
A.3	UCITS Management Companies	4
A.4	Externally Managed UCIs	
A.4.1	UCITS	9
A.4.2	AIF (Externally Managed)	25
A.4.3	AIFLNP (Externally Managed)	38
A	Total	172
	Total Number of UCIs (Note A)	138

Note A: The total number of UCIs includes, 1 AIFM-Internally managed, 1 AIF (Internally Managed), 64 AIFLNP (Internally Managed), 9 UCITS, 25 AIF (Externally Managed), 38 AIFNLP (Externally Managed).

Assets Under Management (AUM)

Total AUM 30/09/2018

€5.693.838.367

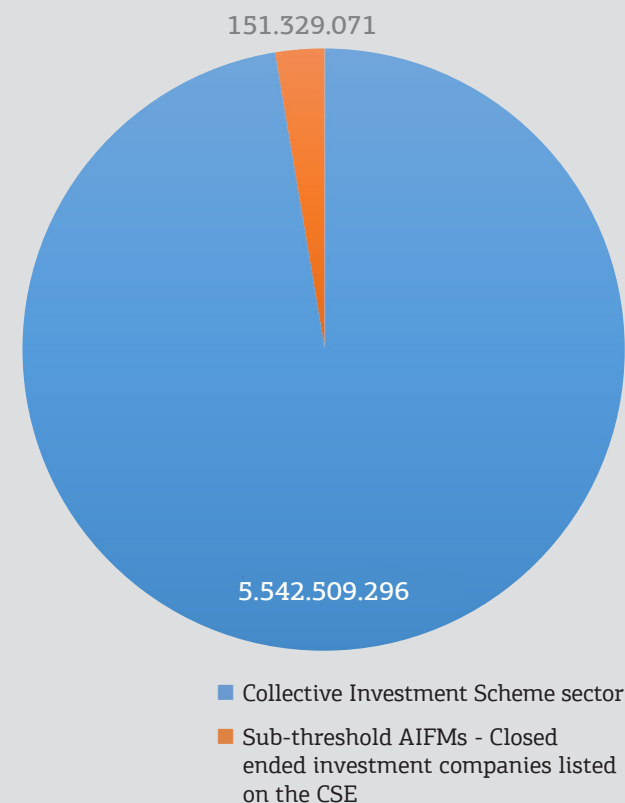
Table 2

		AUM 30/09/2018 €	Number of UCIs under management with operations (CY & Foreign UCIs)
A1	AIFMs	3.324.447.885	19
A2	Sub-threshold AIFMs	1.579.280.392	37
A3	UCITS Management Companies	225.952.810	12
B	CIFs	371.035.893	21
Γ	Regulated UCIs (managed by foreign fund manager -entities not included above (A-B))	41.792.316	5
Δ	Collective investment scheme sector	5.542.509.296	94
E	Sub-threshold AIFMs – Closed ended investment companies listed on the CSE	151.329.071	N/A
ΣΤ	Total	5.693.838.367	94 (Note A)

Note A: Management Companies manage both Cy-UCIs and Foreign-UCIs. The number of Cyprus UCIs under the management of management companies is presented in page 8.

AUM

Graph 3



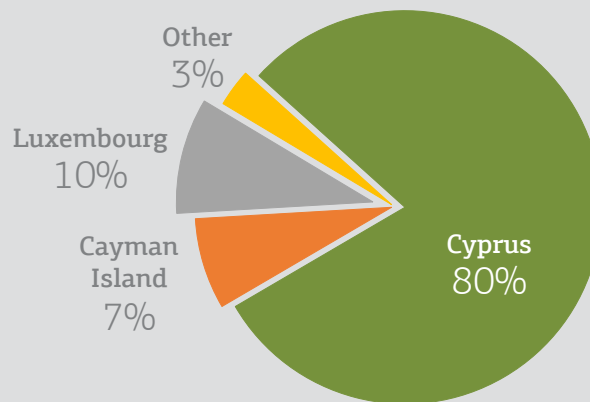


Domicile of UCIs under Management-AUM

AUM BASED ON DOMICILE OF UCIS UNDER MANAGEMENT-COLLECTIVE INVESTMENT SECTOR

Graph 4

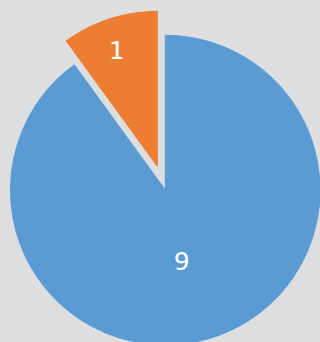
AUM
€5.542.509.296



Note: No data is available for the countries in which the Sub-threshold AIFMs -Closed ended investment companies listed on the CSE, invest. Therefore are excluded from Graph 4.

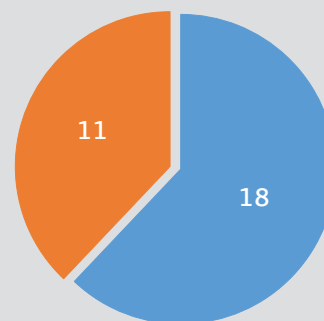
DOMICILE OF UCIS UNDER MANAGEMENT PER TYPE OF UCI (TOTAL NUMBER 94 UCIS)

Graph 5
UCITSS



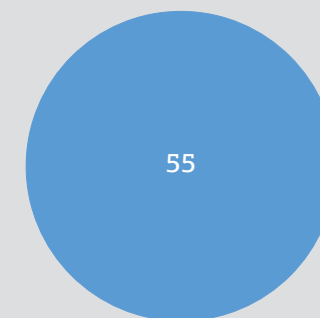
■ Cy UCIs ■ Non Cy UCIs

Graph 6
AIFs



■ Cy UCIs ■ Non Cy UCIs

Graph 7
AIFNLPs



■ Cy UCIs

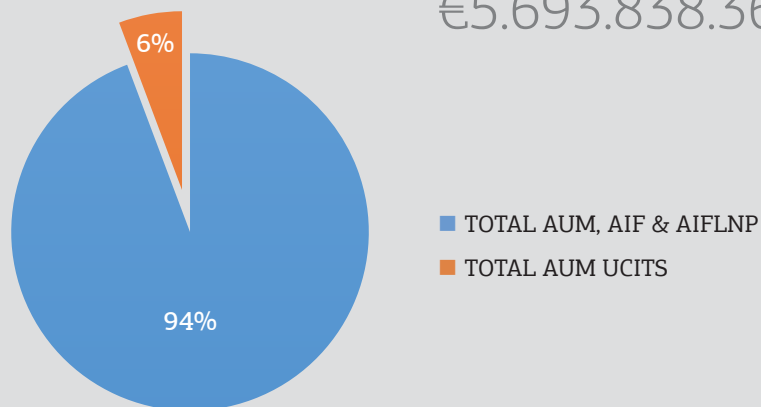


Assets Under Management based on the Investment Strategy

TOTAL AUM

Graph 8

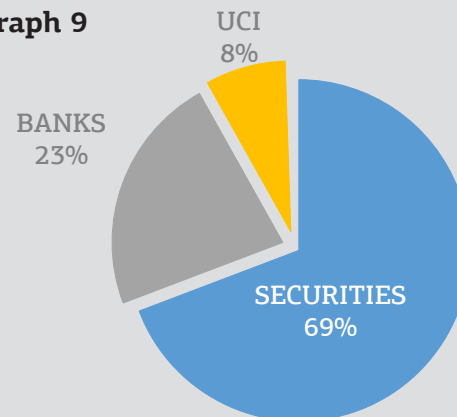
AUM
€5.693.838.367



The total amount allocated to Subthreshold AIFMs –Closed ended investment companies listed on the CSE, is included in this analysis. The total amount is then allocated to the investment strategies of UCITS (Graph 9) and AIF and AIFLNP (Graph10) on the basis of the nature of their investments.

UCITS' INVESTMENT STRATEGY

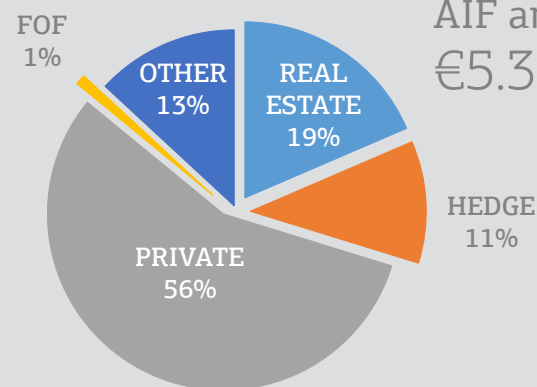
Graph 9



Total AUM UCITS:
€325.867.740

AIF'S AND AIFLNP'S INVESTMENT STRATEGY

Graph 10



Total AUM, AIF and AIFLNP:
€5.367.970.627



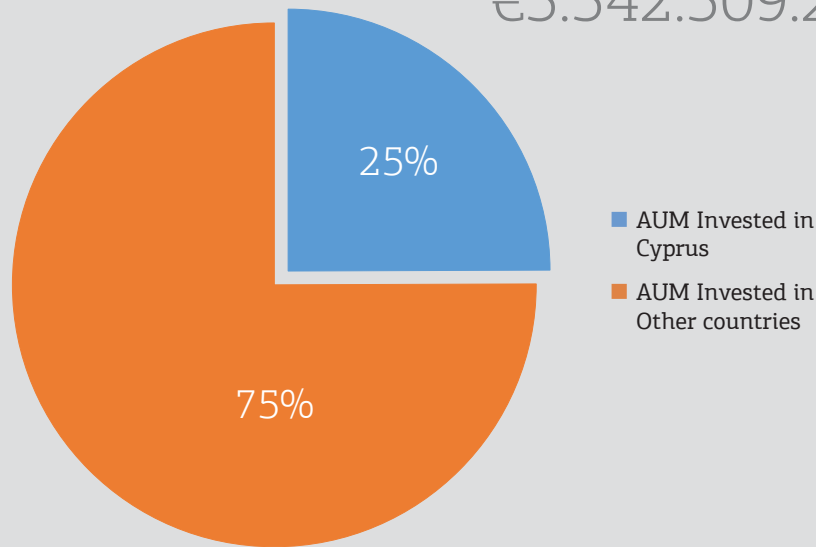
AUM invested in Cyprus and Abroad as at 30/09/2018 (Collective Investment Scheme Sector)

From the total 94 UCIs,
the 53 invest in Cyprus (entirely or partially)

AUM INVESTED IN CYPRUS AND ABROAD

Graph 11

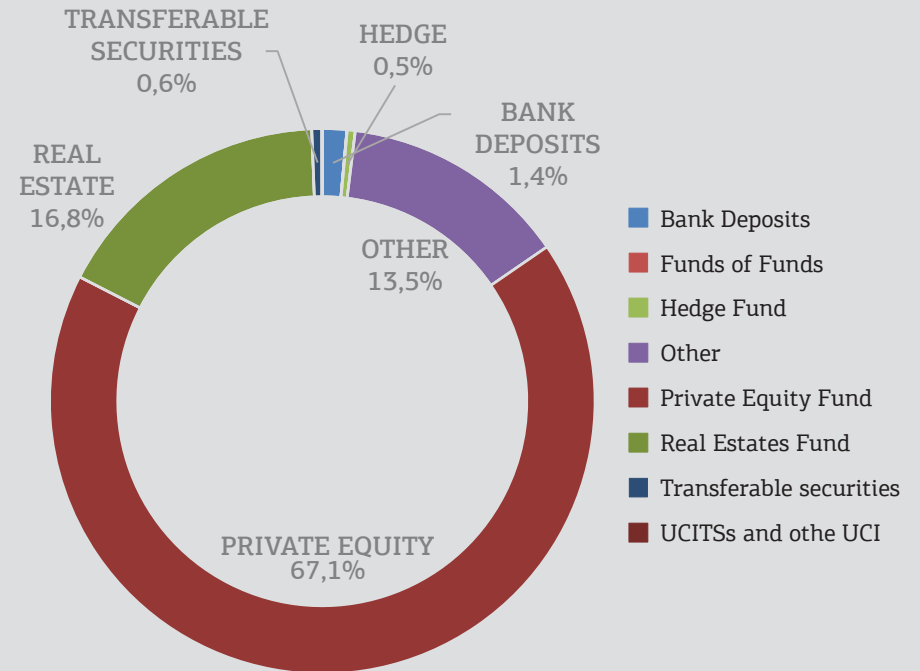
Total AUM
€5.542.509.296



No data are available for the amounts invested in Cyprus by the Subthreshold AIFMs - Closed ended investment companies listed on the CSE and therefore are excluded from the analysis above.

INVESTMENT STRATEGY OF UCIS INVESTED IN CYPRUS

Graph 12



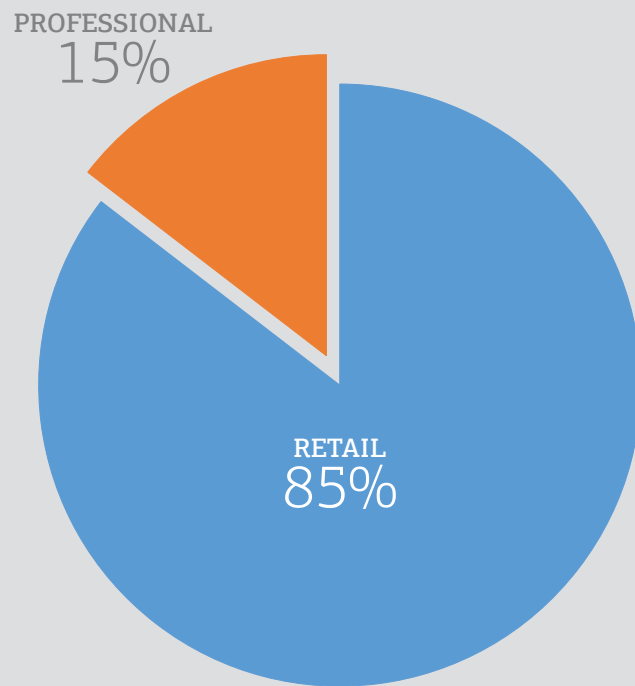
Total AUM: 1.382.520.833



Categorisation of Unit-holders

UCITS'S TYPE OF UNIT-HOLDERS

Graph 13



AIF AND AIFLNP TYPE OF UNIT-HOLDERS

Graph 14

