



Management Companies and Undertakings of Collective Investments

SECTOR QUARTERLY STATISTICS 31/12/2024



Disclaimer

The 'Management Companies and Undertakings of Collective Investments Sector Quarterly Statistics' is prepared based on data collected by CySEC, provided by Management Companies and Undertakings of Collective Investments that are under its supervision. The Risk Management and Statistics Department of CySEC only performs analysis of the data and does not verify in any way whatsoever the said data as to its accuracy and/or truthfulness and/or correctness.

CySEC is not liable for any errors or omissions.

Any discrepancy may be brought to the notice of CySEC at: risk.statistics@cysec.gov.cy

CySEC is the copyright holder of this publication. It should not be reproduced, published, distributed or displayed in whole or in part, in any form or by any means without the prior written permission of CySEC.

The contents of this publication are for information purposes only and should not be relied upon for the fulfilment and/or performance of business, commercial and/or investment decisions or activities, or for any other purpose whatsoever.

CySEC reserves the right to revise any information published in this publication.


Cyprus Securities and Exchange Commissions

19 Diagorou
1097, Nicosia, Cyprus
Telephone: +357 22 506 600
Website: www.cysec.gov.cy



Introduction

Welcome to the new publication of **The ‘Management Companies and Undertakings of Collective Investments Sector Quarterly Statistics’**, a bulletin that provides the key findings about the Collective Investment Schemes Sector for the 4th quarter of 2024.





Summary

Based on the statistics for the **4th quarter of 2024**, CySEC has under its supervision in total 321 Management Companies and Undertakings of Collective Investments (UCIs). From these, 253 entities have operations. The total number of entities includes, 220 Externally Managed UCIs, 32 Internally Managed UCIs and 69 External Fund Managers. The total number of Management Companies includes 45 AIFMs, 48 Sub-threshold AIFMs, 3 UCITS Management Companies and 5 dual license entities (AIFMs and UCITS Management Companies).

The Total Assets Under Management (AUM) for the 4th quarter of 2024 reached €10.1 billion, recording a 10.21% increase since the 3rd quarter of 2024, and the UCIs, managed by the Management Companies had a Net Asset Value (NAV) of €9.6 billion. The 60% of the AUM relates to Assets managed by the AIFMs, 18% by the AIFMs and UCITS Management Companies, 11% by the Sub-threshold AIFMs, 10% by the UCITS Management Companies and only 1% by the Regulated UCIs that are managed by Foreign Fund Managers.

UCITS invest heavily in Transferable Securities (87.6%), followed by investments in UCITS and other UCIs (9.2%), and investments in bank deposits (2.0%). AIFs, AIFLNs and RAIFs primarily allocate their investments in Private Equity (30.4%), following by investments in Real Estate (14.7%) and Funds of Funds (13.9%), while the investments in Hedge Funds represent the 10.6% of the AUM.

There are 227 UCIs in total with operations. The 75.0% of the total AUM, relates to 201 UCIs domiciled in Cyprus (12 UCITS, 50 AIFs, 42 AIFLNs and 97 RAIFs). From the total 227 UCIs with operations, 166 invest in Cyprus entirely or partially, reaching the amount of €2.9 billion (28.63% of the total AUM). The 65.2% of the investments in Cyprus are in Private Equity, while the 13.5% of the investments in Cyprus are allocated in Real Estate.

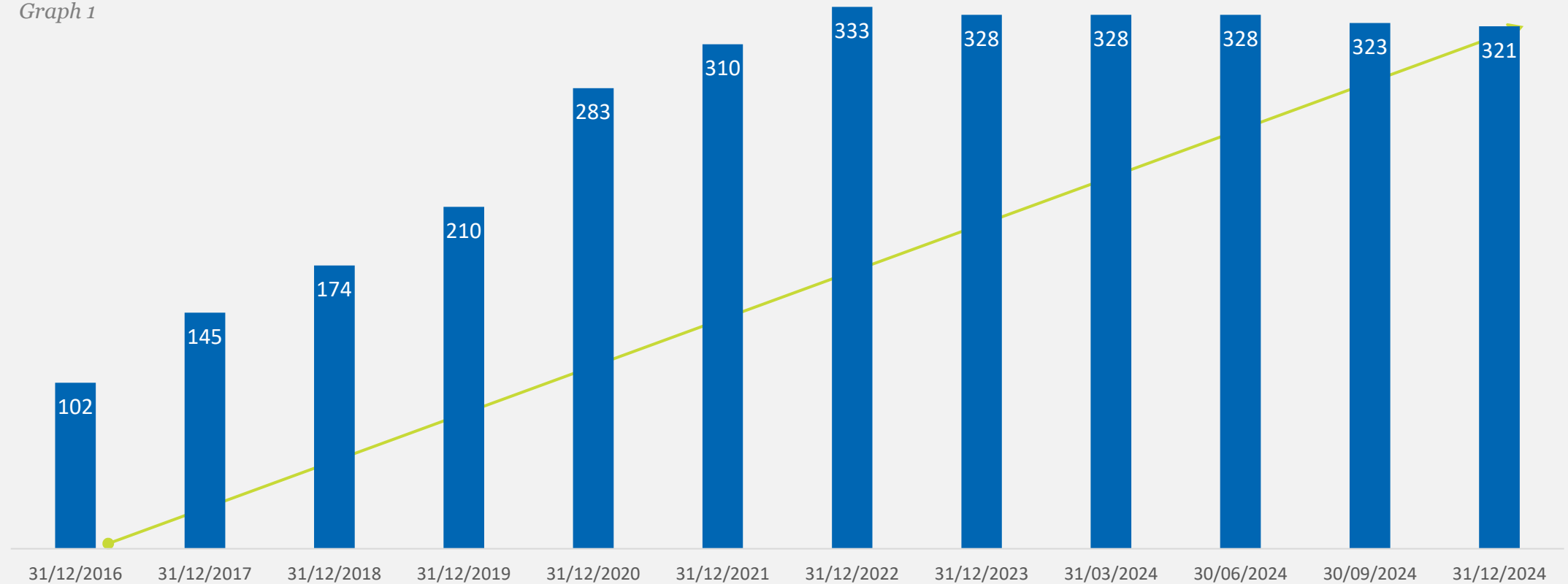
Regarding the categorisation of the unit-holders, for UCITS these are mainly Retail Investors (99.1%), while for AIFs, AIFLNs and RAIFs, 64% of them are Well-informed Investors, 23.9% are Professional Investors, and only 12.1% of the investors are classified as Retail Investors.

Finally, information regarding the investments of UCIs in the areas of Shipping, Energy, Fintech, and Sustainability are presented in page 14.

Number of Management Companies, companies that act as Management Companies and Undertakings of Collective Investments (UCIs) over the last years

TOTAL NUMBER OF MANAGEMENT COMPANIES AND UCIS 2016-2024*

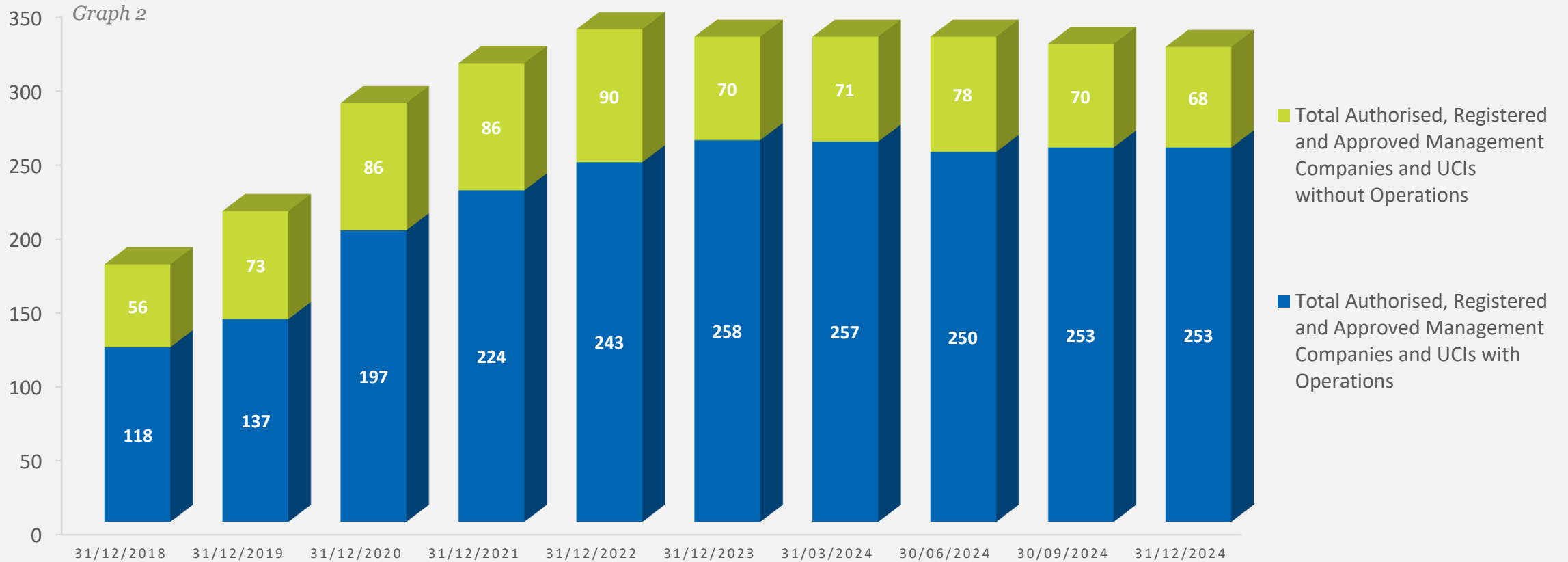
Graph 1



*From 30/09/2020 and onwards, the “total number of Management Companies, companies that act as Management Companies and UCIs”, includes CIFs, which had received approval from CySEC for the provision of AIF management services, based on Section 5(5)(b) of Law 87(I)/2017.

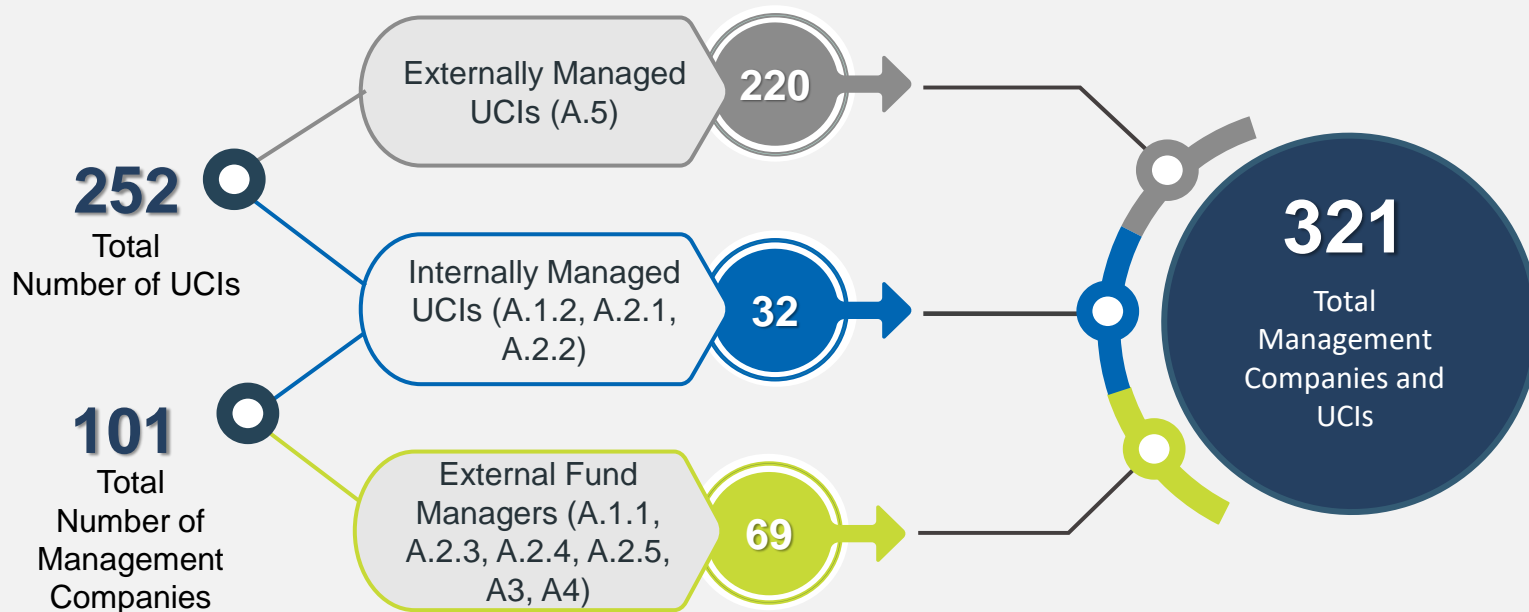
Number of Management Companies, companies that act as Management Companies and Undertakings of Collective Investments (UCIs) over the last years

TOTAL NUMBER OF MANAGEMENT COMPANIES AND UCIS 2018-2024
NUMBER OF AUTHORISED COMPANIES WITH AND WITHOUT OPERATIONS*



*From 30/09/2020 and onwards, the "total number of Management Companies, companies that act as Management Companies and UCIs", includes CIFs, which had received approval from CySEC for the provision of AIF management services, based on Section 5(5)(b) of Law 87(I)/2017.

Number of Authorisations, Registrations and Approvals by CySEC Management Companies, companies which act as Management Companies and UCIs 31/12/2024



Note A: CIFs, which received approval from CySEC for the provision of AIF management services, based on Section 5(5)(b) of Law 87(I)/2017.
Note B: The total number of UCIs includes, 0 AIFM-Internally managed, 1 AIF (Internally Managed), 31 AIFLNP (Internally Managed), 11 UCITS (Externally Managed), 52 AIF (Externally Managed), 15 AIFNLP (Externally Managed) and 142 RAIFs

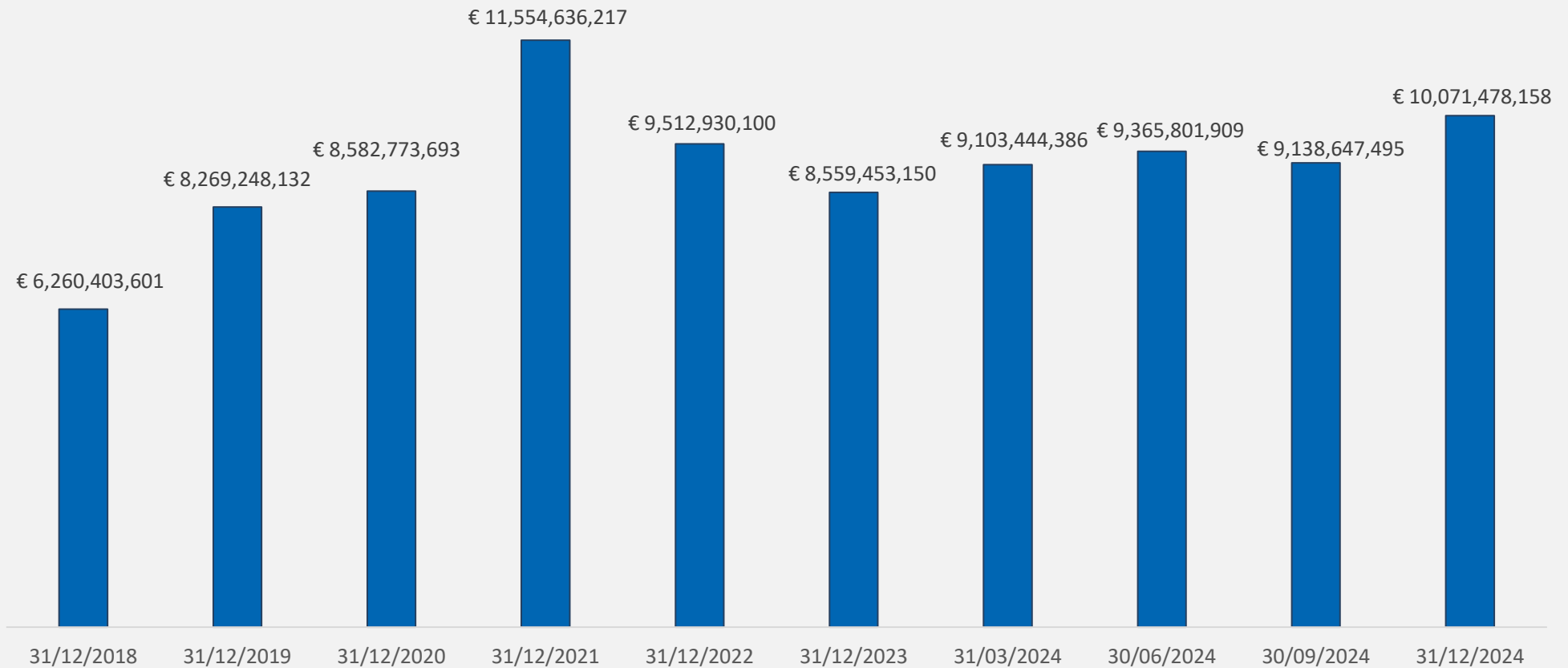
Table 1

	Management Companies and UCIs	Authorisations, Registrations and Approvals by CySEC 31/12/2024
A.1	AIFMs	45
A.1.1	AIFM - External Fund Managers	45
A.1.2	AIFM - Internally Managed Fund	0
A.2	Sub-threshold AIFM	48
A.2.1	AIF (Internally Managed)	1
A.2.2	AIFLNP (Internally Managed)	31
A.2.3	Sole Purpose Companies	1
A.2.4	CIFs (Note A)	14
A.2.5	Small AIFMs	1
A.3	UCITS Management Companies	3
A.4	Dual license entities: AIFMs and UCITS MC	5
A.5	Externally Managed UCIs	220
A.5.1	UCITS	11
A.5.2	AIF	52
A.5.3	AIFLNP	15
A.5.4	RAIF	142
A	TOTAL	321
	Total Number of UCIs (Note B)	252

Assets Under Management (AUM)

AUM 2018-2024

Graph 3



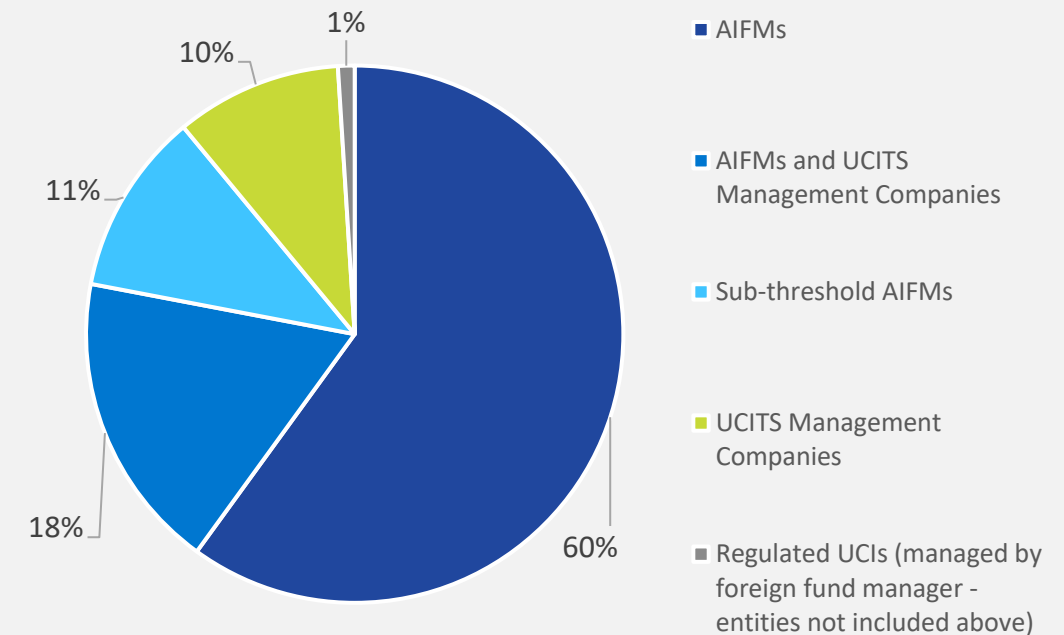
Assets Under Management (AUM)

Total AUM 31/12/2024
€10,071,478,158

Total NAV 31/12/2024
€9,607,865,421

Table 2				
		AUM 31/12/2024 €	NAV 31/12/2024 €	Number of UCIs under management with operations (CY & Non-CY UCIs)
A1	AIFMs	6,034,190,055	5,593,305,838	127
A2	Sub-threshold AIFMs	1,130,831,929	1,103,202,855	45
A3	UCITS Management Companies	1,057,171,748	1,056,443,088	8
A4	AIFMs and UCITS Management Companies	1,787,897,933	1,785,326,738	42
B	Regulated UCIs (managed by foreign fund manager- entities not included above)	61,386,493	69,586,902	5
C	Total	10,071,478,158	9,607,865,421	227 (Note A)

Graph 4



Note A: Management Companies manage both CY UCIs and Non-CY UCIs. The number of Cyprus UCIs under the management of Management Companies is presented in page 11.

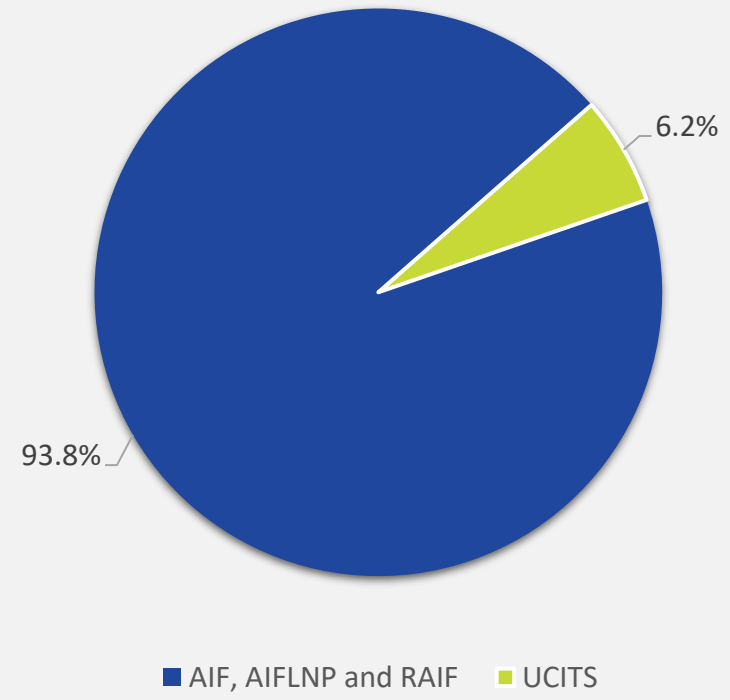
AUM analysed as per the Investment Strategy - 31/12/2024

TOTAL AUM

Graph 5

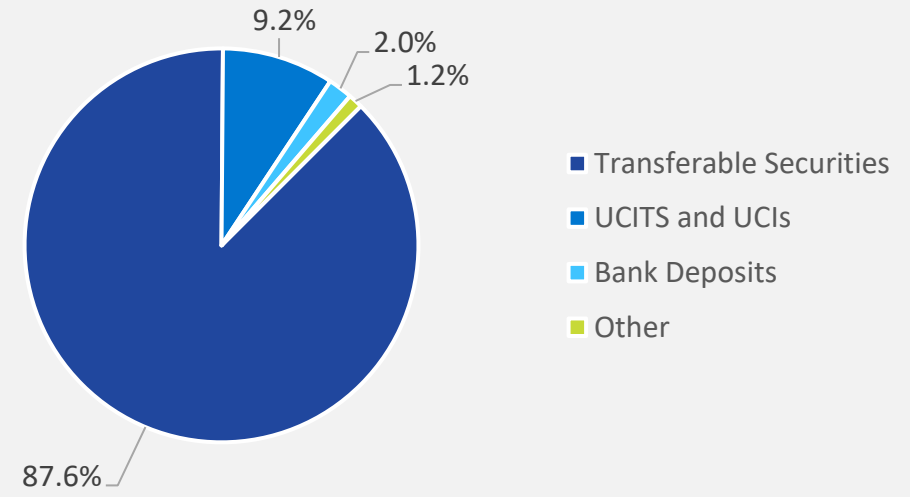
AUM:

€ 10,071,478,158



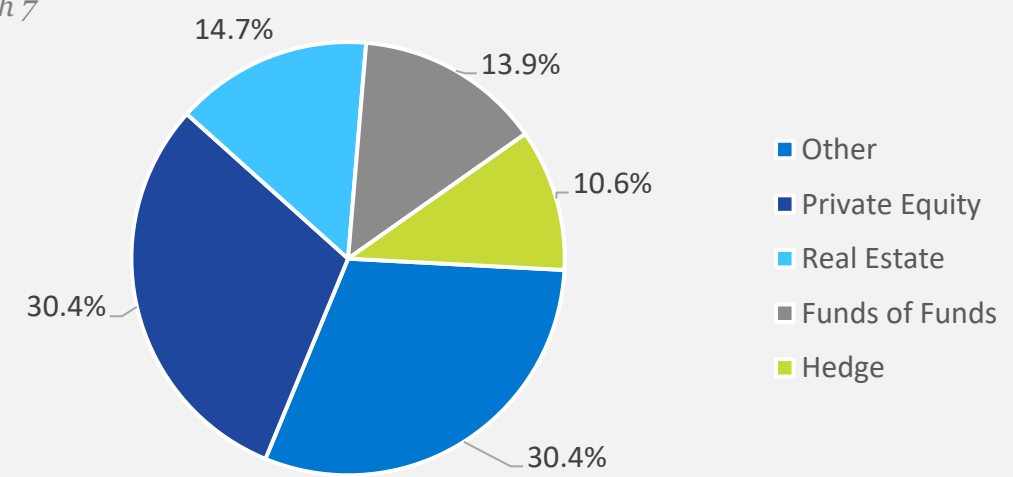
UCITS INVESTMENT STRATEGY

Graph 6



AIFs, AIFLNPs AND RAIFs INVESTMENT STRATEGY

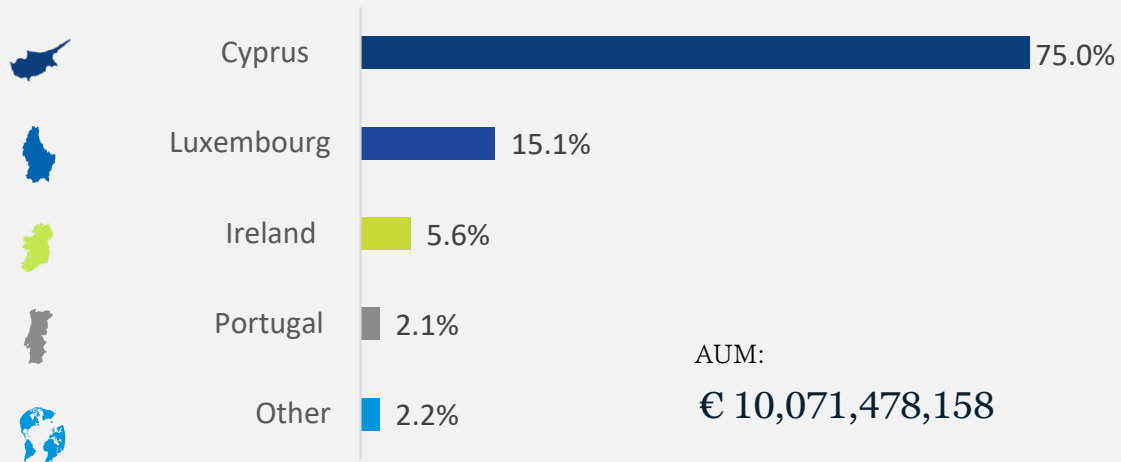
Graph 7



Domicile of UCIs under Management - 31/12/2024

AUM BASED ON DOMICILE OF UCIs UNDER MANAGEMENT

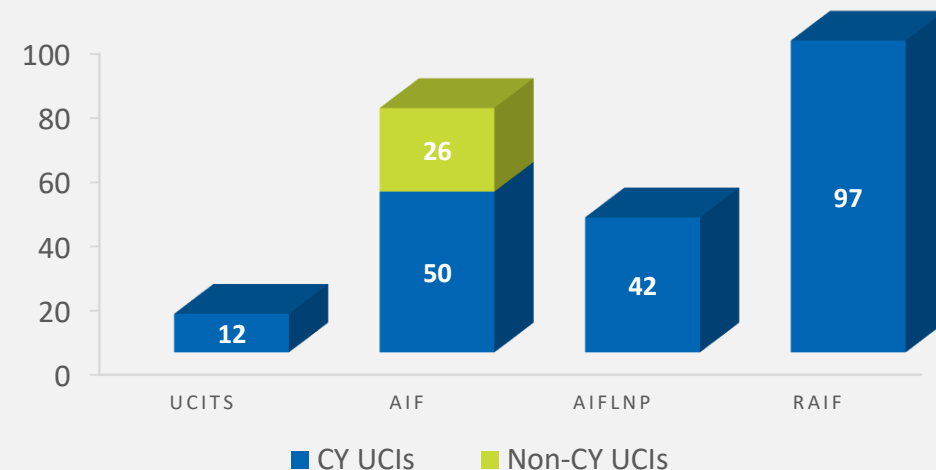
Graph 8



DOMICILE OF UCIs UNDER MANAGEMENT PER TYPE OF UCI

Graph 9

UCIs with operations: 227



Domicile of UCIs	AUM €	AUM- % to total	NAV €	Number of UCIs
CY UCIs	7,553,801,827	75.0%	7,315,743,990	201
Non-CY UCIs	2,517,676,331	25.0%	2,292,121,431	26
Total	10,071,478,158	100%	9,607,865,421	227

AUM invested in Cyprus and Abroad as at 31/12/2024

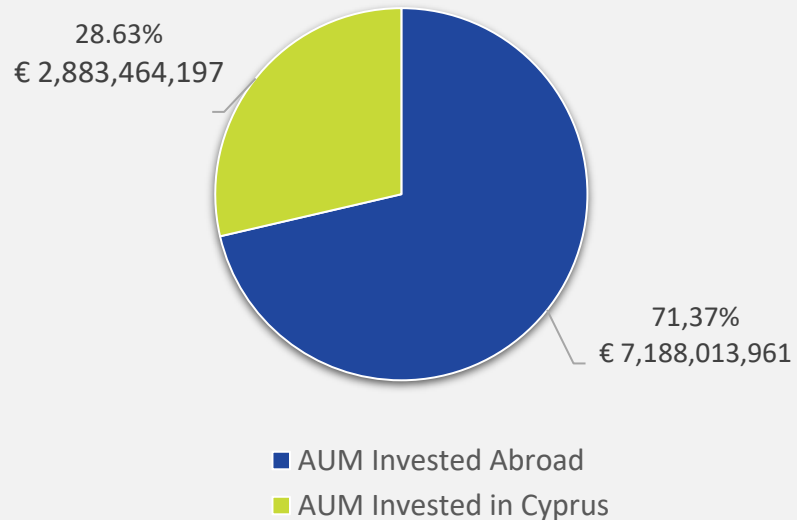
From the total of 227 UCIs managed by UCIs Management Companies, 166 invest in Cyprus (entirely or partially)

AUM INVESTED IN CYPRUS AND ABROAD

Graph 10

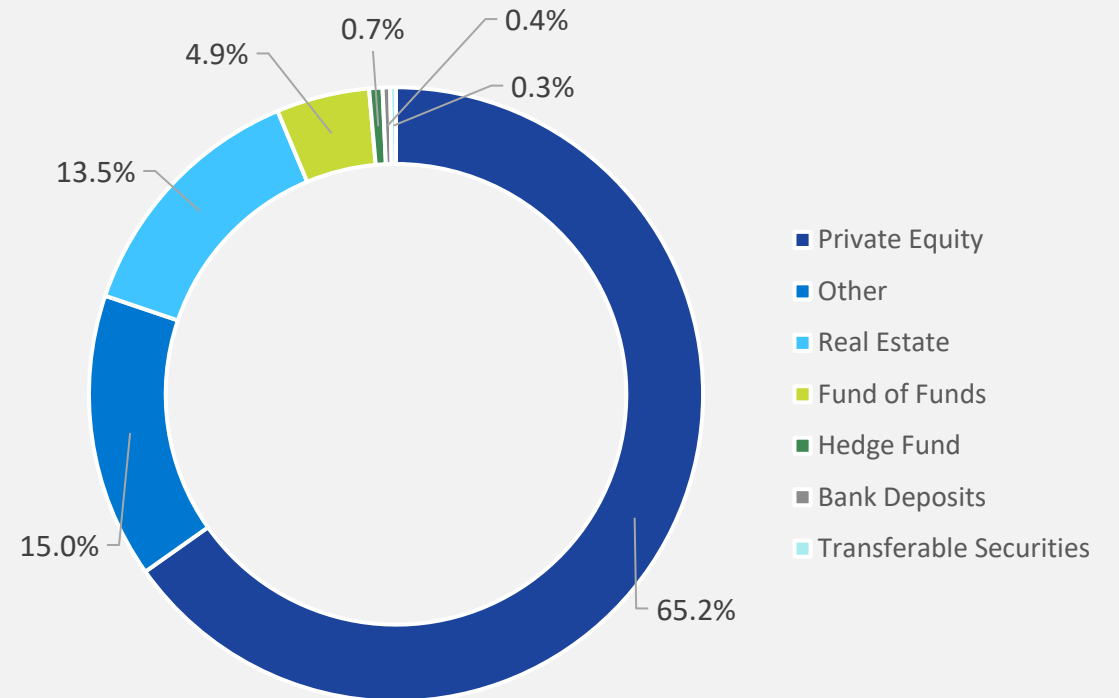
AUM:

€ 10,071,478,158



INVESTMENT STRATEGY OF UCIs INVESTED IN CYPRUS

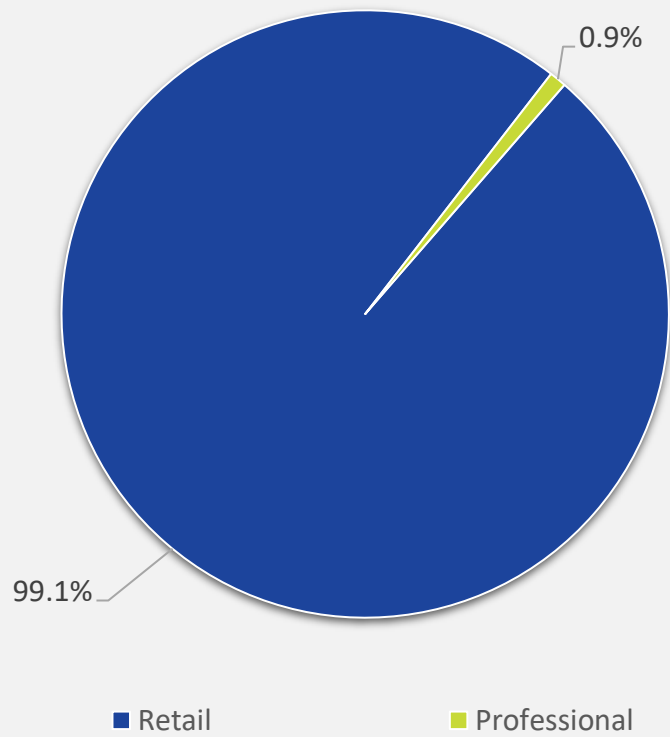
Graph 11



Categorisation of Unit-holders - 31/12/2024

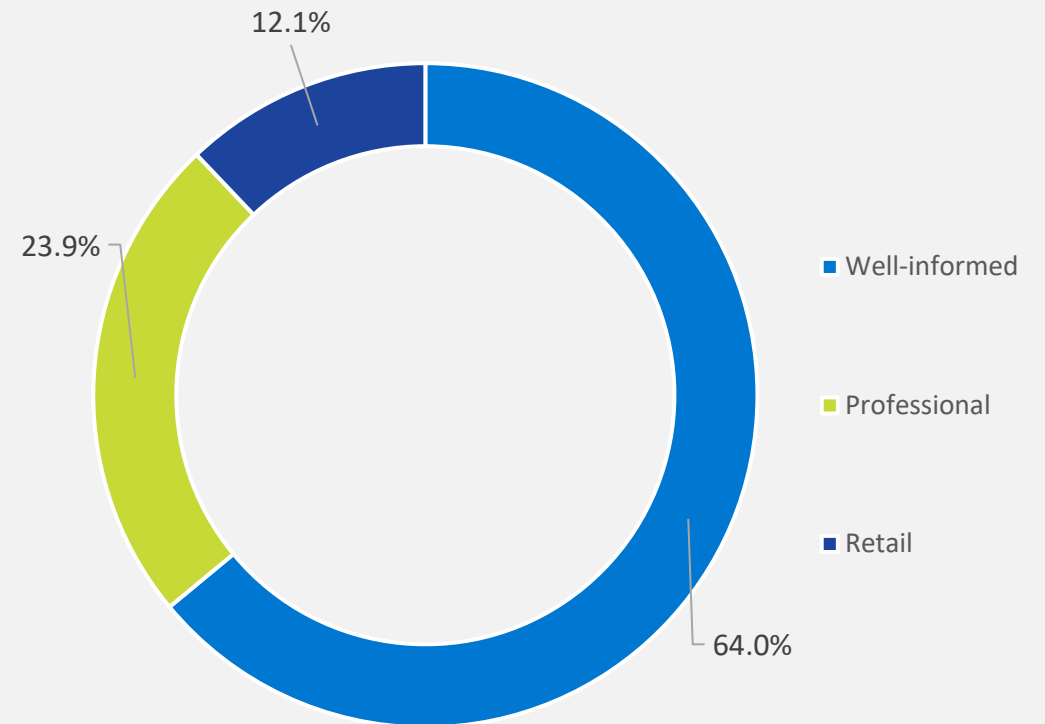
UCITs' TYPE OF UNIT-HOLDERS

Graph 12



AIFs', AIFLNs' and RAIFs' TYPE OF UNIT-HOLDERS


Graph 13



Investment in specific sectors - 31/12/2024



AUM: €496.3 million
(4.928% of total AUM)



AUM: €709.2 million
(7.042% of total AUM)



AUM: €86.4 million
(0.858% of total AUM)



AUM: €258.1 million
(2.562% of total AUM)



Glossary

Alternative Investment Fund (AIF): Collective investment undertakings which raise capital from a number of investors, with a view to investing it in accordance with a defined investment policy for the benefit of those investors and do not require authorisation pursuant to article 9 of the Open Ended Undertakings for Collective Investment Law or pursuant to the legislation of another Member State which harmonises article 5 of Directive 2009/65/EC.

Alternative Investment Fund Manager (AIFM): Any legal person whose regular business is managing one or more AIFs.

Alternative Investment Fund with Limited Number of Persons (AIFLNP): AIF authorised by the Cyprus Securities and Exchange Commission to operate as an AIFLNP, subject to Part VII of the Alternative Investment Funds Law, or which was permitted to operate as an AIFLNP subject to article 144(3) of the Alternative Investment Funds Law.

Asset under Management (AUM): Under AIFMD, asset under management are defined as the value of all assets in portfolio, including all assets acquired through use of leverage (borrowing of cash or securities and leverage embedded in derivative position). This concept of AUM is different from the industry approach of AUM which typically relates to the assets of the balance sheet of the AIF.

Net Asset Value (NAV): The Net value of the assets of the Undertaking of Collective Investment.

Registered Alternative Investment Fund (RAIF): AIF which may operate as a registered AIF subject to the provisions of Part VIII of the Alternative Investment Funds Law.

Undertaking of Collective Investment: Is a collective investment undertaking, which raises capital to investing it in accordance with a defined investment policy for the benefit of investors.

Undertakings for Collective Investment in Transferable Securities (UCITS): The undertakings for collective investment in transferable securities of the open-ended type, authorised pursuant to article 9 of the Open Ended Undertakings for Collective Investment Law or pursuant to the legislation of another Member State which harmonises article 5 of Directive 2009/65/EC