



# Management Companies and Undertakings of Collective Investments

**SECTOR QUARTERLY STATISTICS 30/09/2024**



# Disclaimer

The 'Management Companies and Undertakings of Collective Investments Sector Quarterly Statistics' is prepared based on data collected by CySEC, provided by Management Companies and Undertakings of Collective Investments that are under its supervision. The Risk Management and Statistics Department of CySEC only performs analysis of the data and does not verify in any way whatsoever the said data as to its accuracy and/or truthfulness and/or correctness.

CySEC is not liable for any errors or omissions.

Any discrepancy may be brought to the notice of CySEC at: [risk.statistics@cysec.gov.cy](mailto:risk.statistics@cysec.gov.cy)

CySEC is the copyright holder of this publication. It should not be reproduced, published, distributed or displayed in whole or in part, in any form or by any means without the prior written permission of CySEC.

The contents of this publication are for information purposes only and should not be relied upon for the fulfilment and/or performance of business, commercial and/or investment decisions or activities, or for any other purpose whatsoever.

CySEC reserves the right to revise any information published in this publication.

**Cyprus Securities and Exchange Commissions**

19 Diagorou  
1097, Nicosia, Cyprus  
Telephone: +357 22 506 600  
Website: [www.cysec.gov.cy](http://www.cysec.gov.cy)



# Introduction

Welcome to the new publication of **The ‘Management Companies and Undertakings of Collective Investments Sector Quarterly Statistics’**, a bulletin that provides the key findings about the Collective Investment Schemes Sector for the 3<sup>rd</sup> quarter of 2024.





# Summary

Based on the statistics for the **3<sup>rd</sup> quarter of 2024**, CySEC has under its supervision in total 323 Management Companies and Undertakings of Collective Investments (UCIs). From these, 253 entities have operations. The total number of entities includes, 222 Externally Managed UCIs, 33 Internally Managed UCIs and 68 External Fund Managers. The total number of Management Companies includes 44 AIFMs, 49 Sub-threshold AIFMs, 3 UCITS Management Companies and 5 dual license entities (AIFMs and UCITS Management Companies).

The Total Assets Under Management (AUM) for the 3<sup>rd</sup> quarter of 2024 reached €9.1 billion, recording a 2.43% decrease since the 2<sup>nd</sup> quarter of 2024, and the UCIs, managed by the Management Companies had a Net Asset Value (NAV) of €8.7 billion. The 59% of the AUM relates to Assets managed by the AIFMs, 18% by the AIFMs and UCITS Management Companies, 11% by the Sub-threshold AIFMs, 11% by the UCITS Management Companies and only 1% by the Regulated UCIs that are managed by Foreign Fund Managers.

UCITS invest heavily in Transferable Securities (89.7%), followed by investments in UCITS and other UCIs (7.9%), and investments in bank deposits (1.3%). AIFs, AIFLNs and RAIFs primarily allocate their investments in Private Equity (33.1%), following by investments in Real Estate (12.7%) and Hedge Funds (9.8%), while the investments in Funds of Funds represent the 9.2% of the AUM.

There are 221 UCIs in total with operations. The 75.2% of the total AUM, relates to 199 UCIs domiciled in Cyprus (12 UCITS, 50 AIFs, 43 AIFLNs and 94 RAIFs). From the total 221 UCIs with operations, 166 invest in Cyprus entirely or partially, reaching the amount of €2.6 billion (28.12% of the total AUM). The 67.7% of the investments in Cyprus are in Private Equity, while the 14.3% of the investments in Cyprus are allocated in Real Estate.

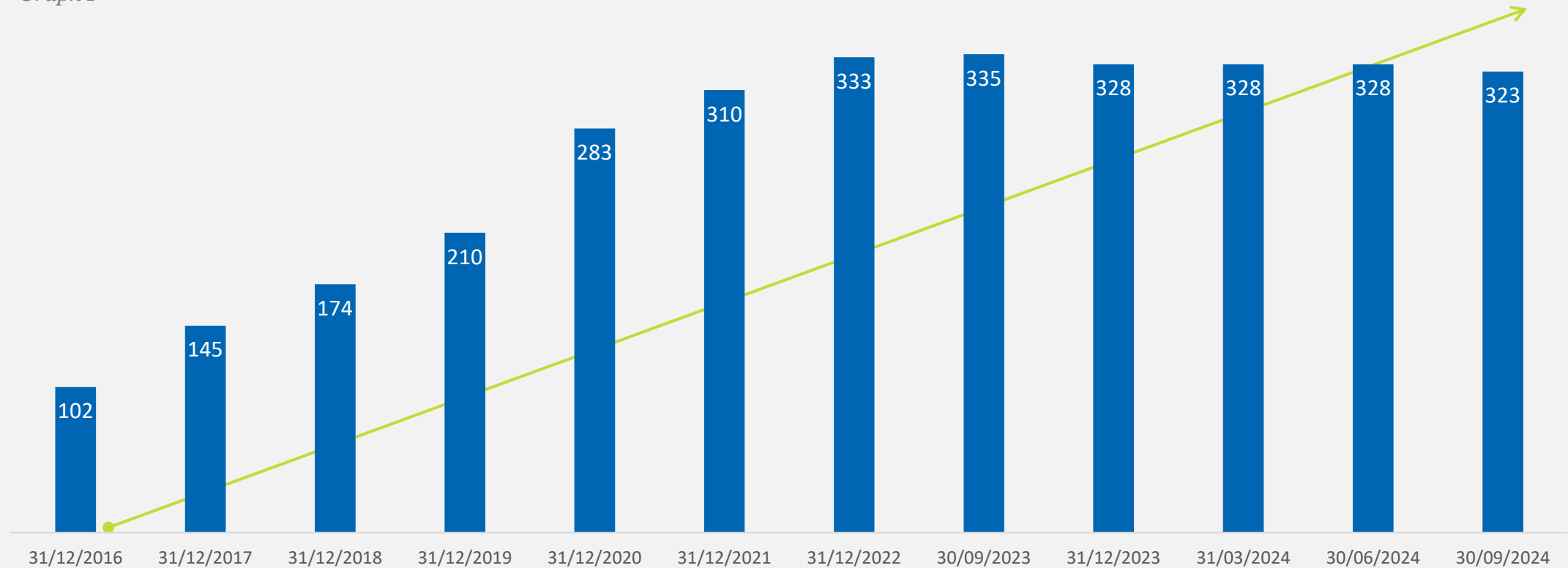
Regarding the categorisation of the unit-holders, for UCITS these are mainly Retail Investors (99.1%), while for AIF, AIFNLP and RAIF, 67.9% of them are Well-informed Investors, 19.5% are Professional Investors, and only 12.6% of the investors are classified as Retail Investors.

Finally, information regarding the investments of UCIs in the areas of Shipping, Energy, Fintech, and Sustainability are presented in page 14.

# Number of Management Companies, companies that act as Management Companies and Undertakings of Collective Investments (UCIs) over the last years

## TOTAL NUMBER OF MANAGEMENT COMPANIES AND UCIS 2016-2024\*

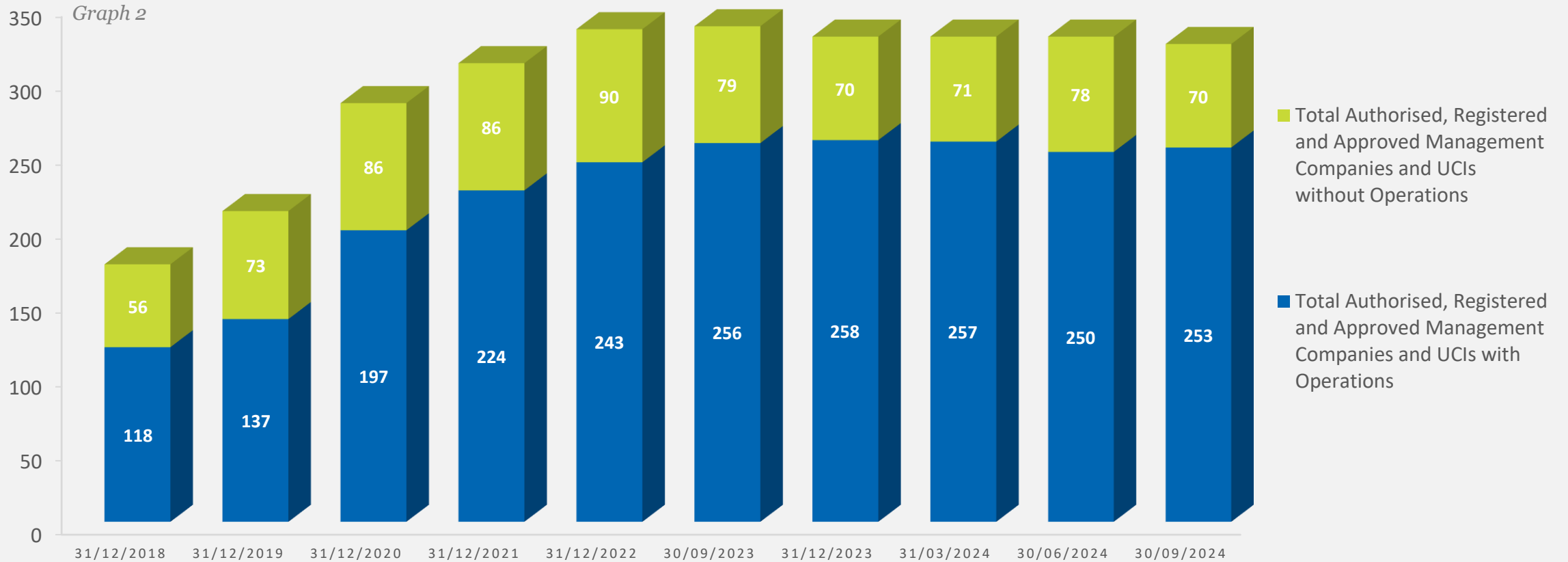
Graph 1



\*From 30/09/2020 and onwards, the “total number of Management Companies, companies that act as Management Companies and UCIs”, includes CIFs, which had received approval from CySEC for the provision of AIF management services, based on Section 5(5)(b) of Law 87(I)/2017.

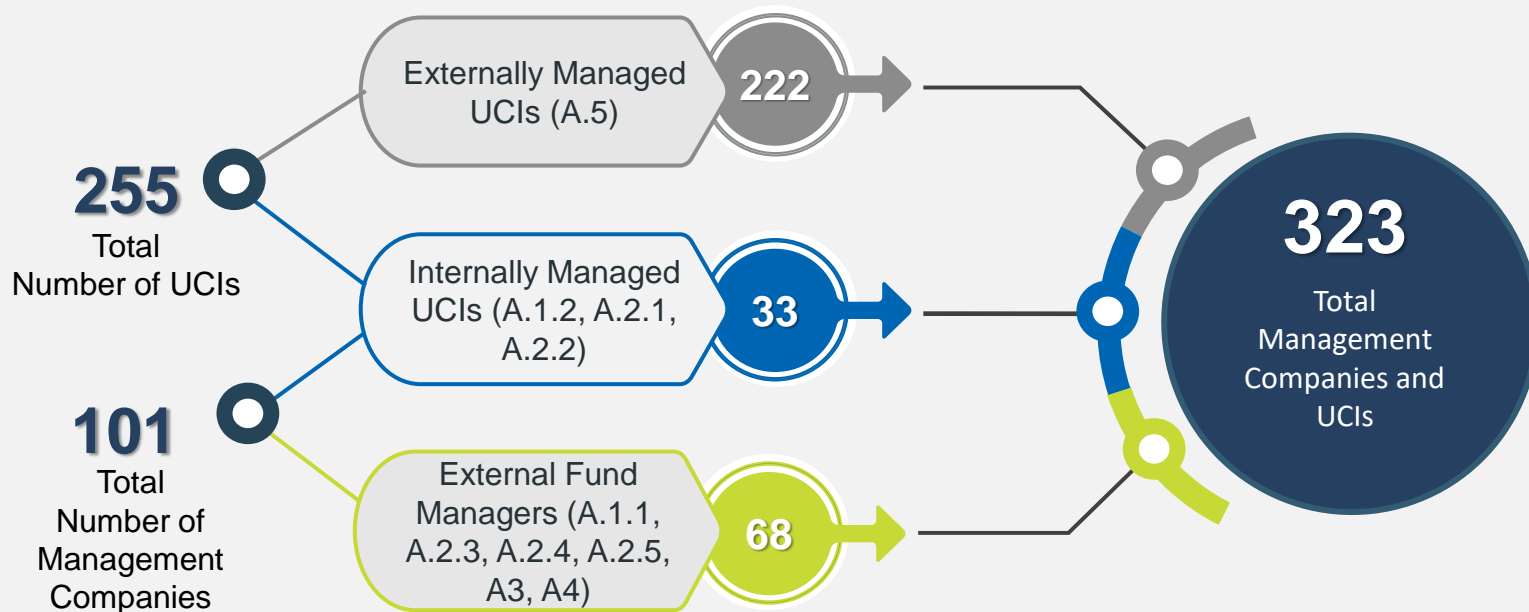
# Number of Management Companies, companies that act as Management Companies and Undertakings of Collective Investments (UCIs) over the last years

TOTAL NUMBER OF MANAGEMENT COMPANIES AND UCIS 2018-2024  
NUMBER OF AUTHORISED COMPANIES WITH AND WITHOUT OPERATIONS\*



\*From 30/09/2020 and onwards, the "total number of Management Companies, companies that act as Management Companies and UCIs", includes CIFs, which had received approval from CySEC for the provision of AIF management services, based on Section 5(5)(b) of Law 87(I)/2017.

# Number of Authorisations, Registrations and Approvals by CySEC Management Companies, companies which act as Management Companies and UCIs 30/09/2024



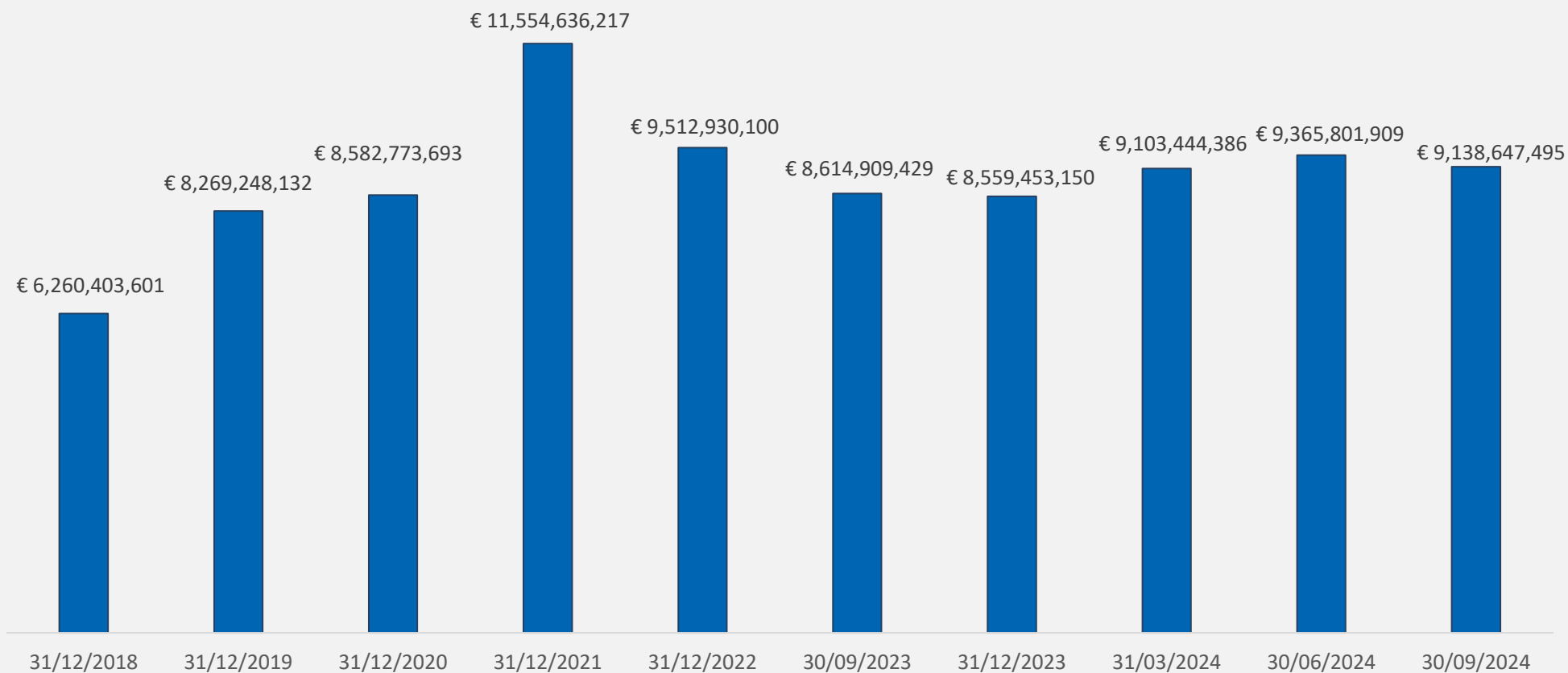
**Note A:** CIFs, which received approval from CySEC for the provision of AIF management services, based on Section 5(5)(b) of Law 87(I)/2017.  
**Note B:** The total number of UCIs includes, 0 AIFM-Internally managed, 1 AIF (Internally Managed), 32 AIFLNP (Internally Managed), 11 UCITS (Externally Managed), 55 AIF (Externally Managed), 15 AIFNLP (Externally Managed) and 141 RAIFs

	Management Companies and UCIs	Authorisations, Registrations and Approvals by CySEC 30/09/2024
<b>A.1</b>	<b>AIFMs</b>	<b>44</b>
A.1.1	AIFM - External Fund Managers	44
A.1.2	AIFM - Internally Managed Fund	0
<b>A.2</b>	<b>Sub-threshold AIFM</b>	<b>49</b>
A.2.1	AIF (Internally Managed)	1
A.2.2	AIFLNP (Internally Managed)	32
A.2.3	Special Purposes Entities	1
A.2.4	CIFs ( <b>Note A</b> )	14
A.2.5	Small AIFMs	1
<b>A.3</b>	<b>UCITS Management Companies</b>	<b>3</b>
<b>A.4</b>	<b>Dual license entities: AIFMs and UCITS MC</b>	<b>5</b>
<b>A.5</b>	<b>Externally Managed UCIs</b>	<b>222</b>
A.5.1	UCITS	11
A.5.2	AIF	55
A.5.3	AIFLNP	15
A.5.4	RAIF	141
<b>A</b>	<b>TOTAL</b>	<b>323</b>
	Total Number of UCIs ( <b>Note B</b> )	255

# Assets Under Management (AUM)

AUM 2018-2024

Graph 3





# Assets Under Management (AUM)

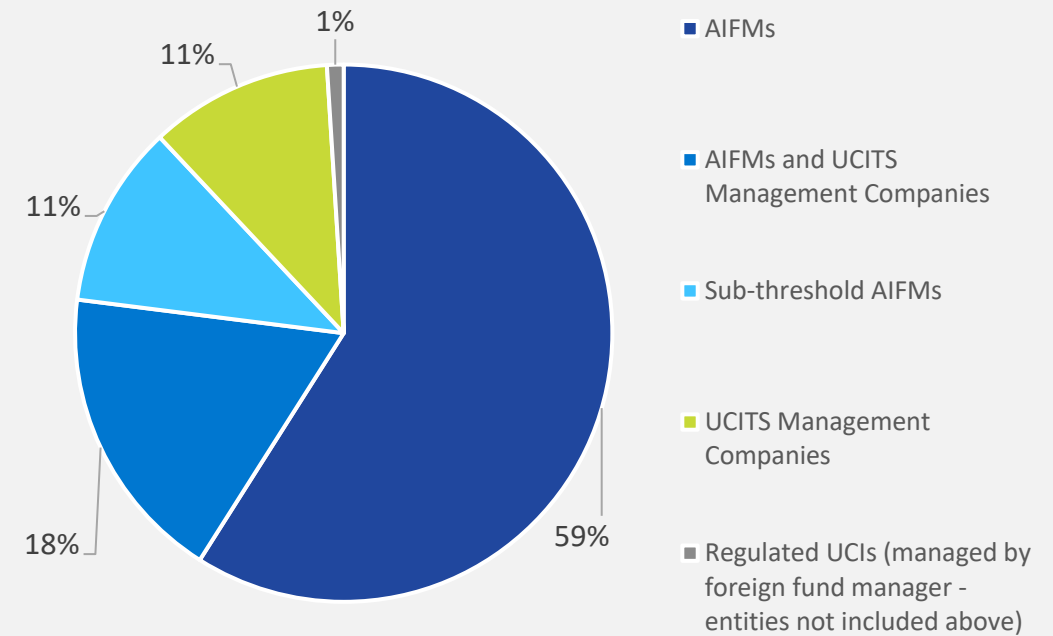
Total AUM 30/09/2024  
€9,138,647,495

Total NAV 30/09/2024  
€8,736,625,091

**Table 2**

		AUM 30/09/2024 €	NAV 30/09/2024 €	Number of UCIs under management with operations (CY & Non-CY UCIs)
<b>A1</b>	AIFMs	5,419,018,738	5,083,723,026	123
<b>A2</b>	Sub-threshold AIFMs	970,060,616	923,319,941	45
<b>A3</b>	UCITS Management Companies	1,055,098,135	1,054,370,067	8
<b>A4</b>	AIFMs and UCITS Management Companies	1,630,230,562	1,611,394,273	40
<b>B</b>	Regulated UCIs (managed by foreign fund manager- entities not included above)	64,239,444	63,817,784	5
<b>C</b>	<b>Total</b>	<b>9,138,647,495</b>	<b>8,736,625,091</b>	<b>221 (Note A)</b>

Graph 4



**Note A:** Management Companies manage both CY UCIs and Non-CY UCIs. The number of Cyprus UCIs under the management of Management Companies is presented in page 11.

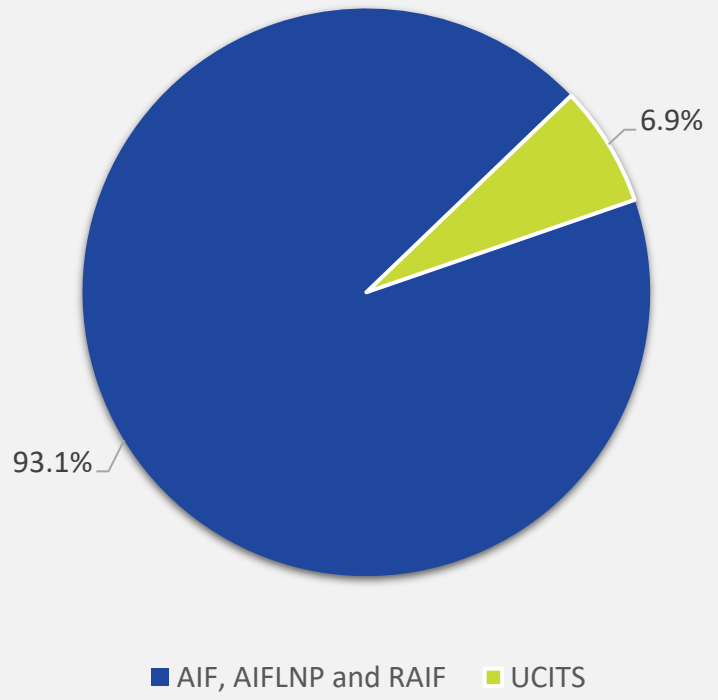
# AUM analysed as per the Investment Strategy - 30/09/2024

## TOTAL AUM

Graph 5

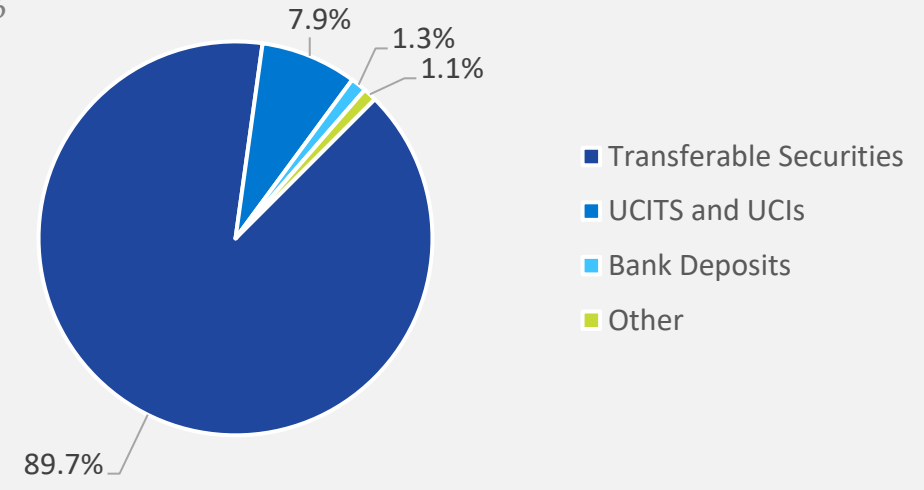
AUM:

€ 9,138,647,495



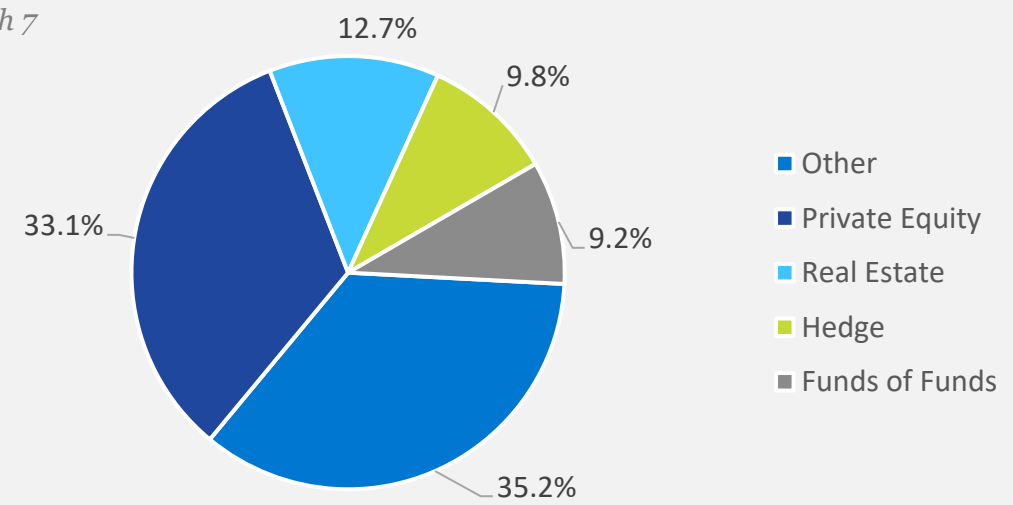
## UCITS INVESTMENT STRATEGY

Graph 6



## AIFs, AIFLNPs AND RAIFs INVESTMENT STRATEGY

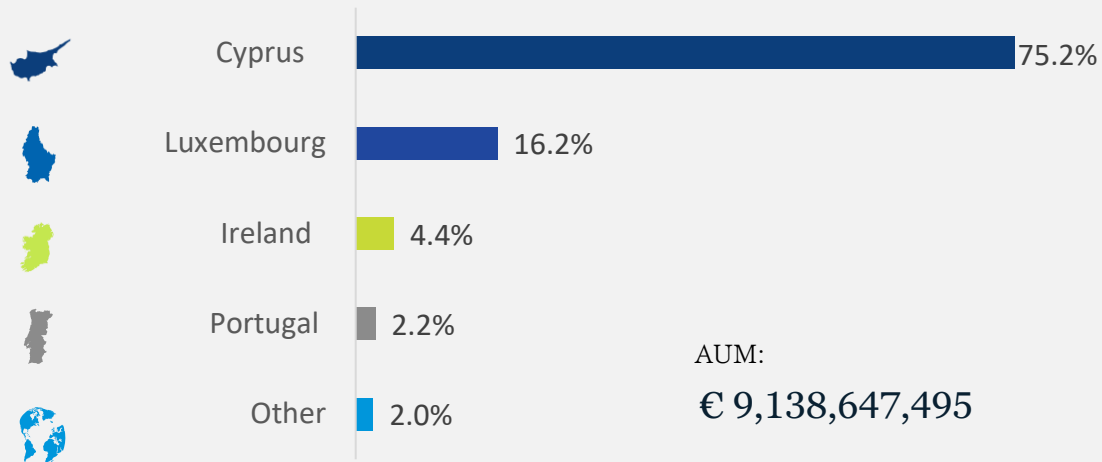
Graph 7



# Domicile of UCIs under Management - 30/09/2024

## AUM BASED ON DOMICILE OF UCIs UNDER MANAGEMENT

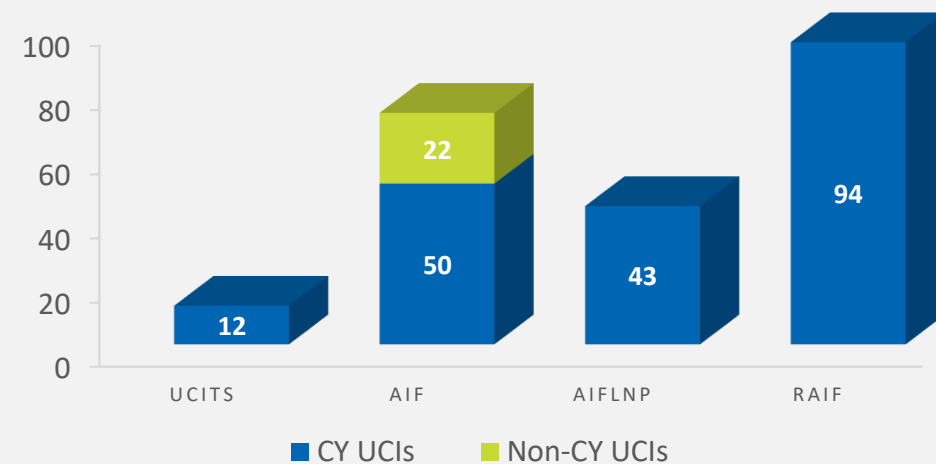
Graph 8



## DOMICILE OF UCIs UNDER MANAGEMENT PER TYPE OF UCI

Graph 9

UCIs with operations: 221



Domicile of UCIs	AUM €	AUM- % to total	NAV €	Number of UCIs
CY UCIs	6,868,230,328	75.2%	6,616,051,657	199
Non-CY UCIs	2,270,417,167	24.8%	2,120,573,434	22
<b>Total</b>	<b>9,138,647,495</b>	<b>100%</b>	<b>8,736,625,091</b>	<b>221</b>

# AUM invested in Cyprus and Abroad as at 30/09/2024

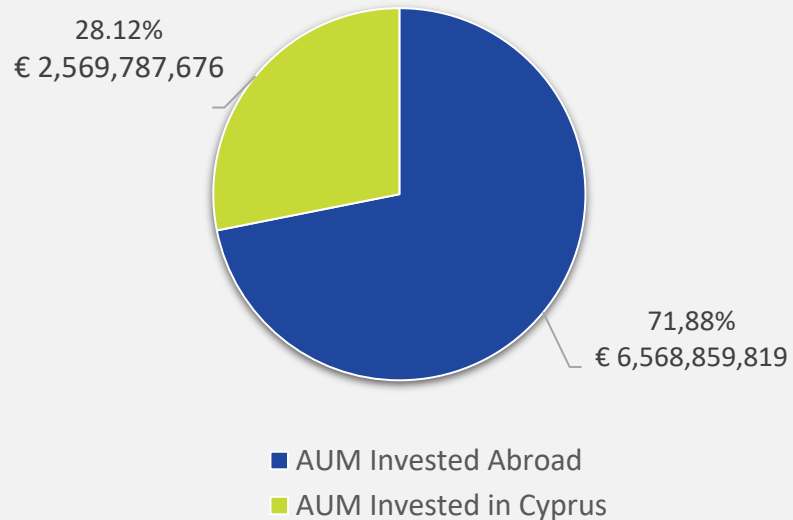
From the total of 221 UCIs managed by UCIs Management Companies, 166 invest in Cyprus (entirely or partially)

## AUM INVESTED IN CYPRUS AND ABROAD

Graph 10

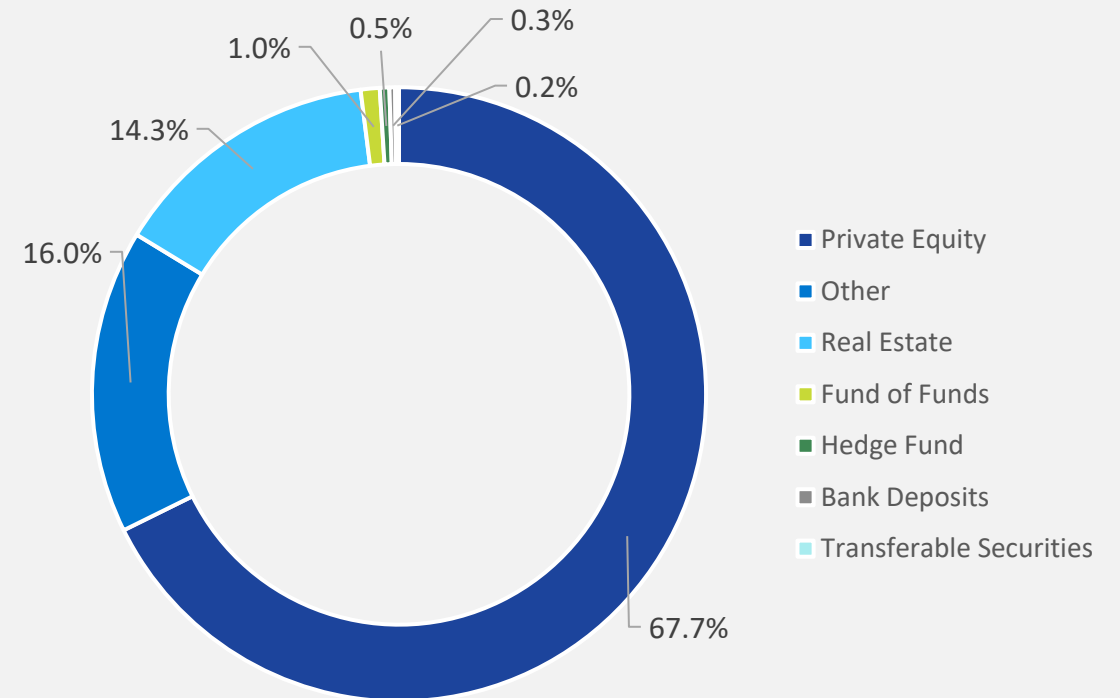
AUM:

€ 9,138,647,495



## INVESTMENT STRATEGY OF UCIs INVESTED IN CYPRUS

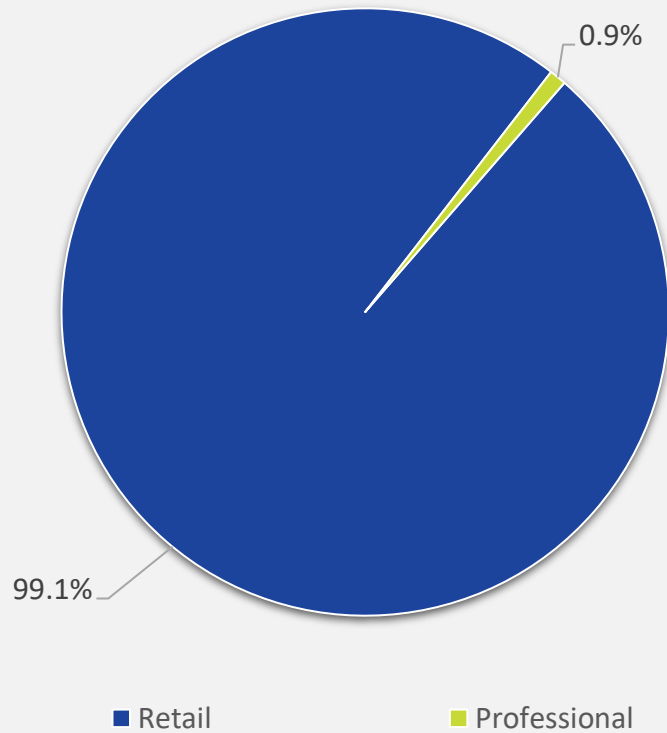
Graph 11



# Categorisation of Unit-holders - 30/09/2024

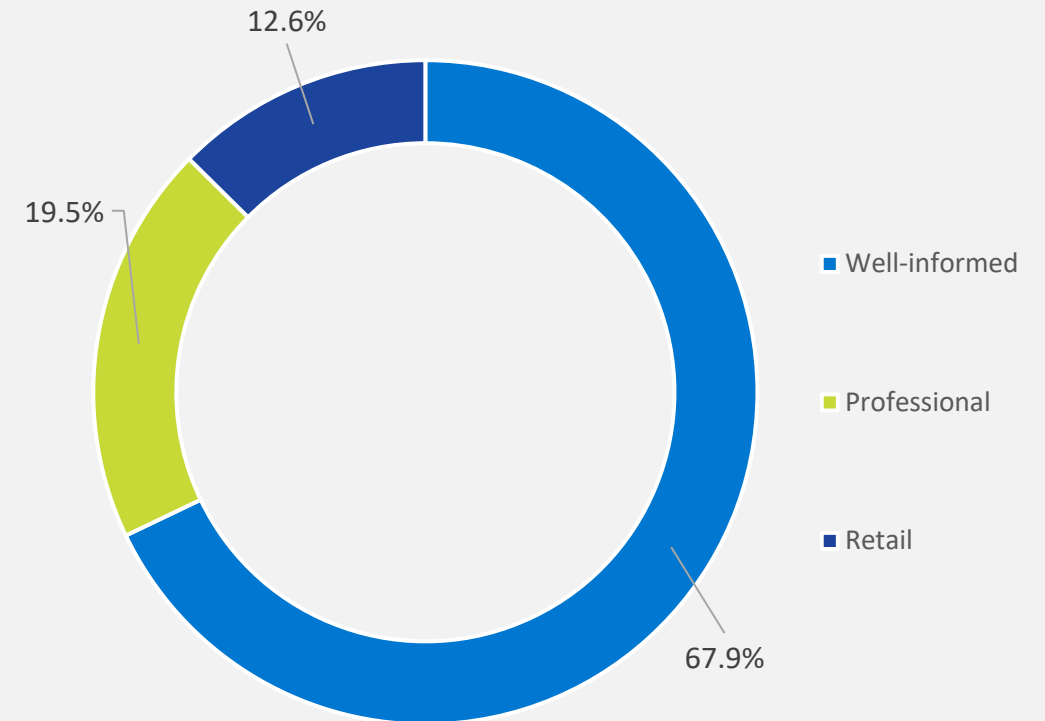
## UCITs' TYPE OF UNIT-HOLDERS

Graph 12



## AIFs', AIFLNs' and RAIFs' TYPE OF UNIT-HOLDERS


Graph 13



# Investment in specific sectors - 30/09/2024



AUM: €505.9 million  
(5.536% of total AUM)



AUM: €722.1 million  
(7.901% of total AUM)



AUM: €85.9 million  
(0.940% of total AUM)



AUM: €254.0 million  
(2.780% of total AUM)



# Glossary

**Alternative Investment Fund (AIF):** Collective investment undertakings which raise capital from a number of investors, with a view to investing it in accordance with a defined investment policy for the benefit of those investors and do not require authorisation pursuant to article 9 of the Open Ended Undertakings for Collective Investment Law or pursuant to the legislation of another Member State which harmonises article 5 of Directive 2009/65/EC.

**Alternative Investment Fund Manager (AIFM):** Any legal person whose regular business is managing one or more AIFs.

**Alternative Investment Fund with Limited Number of Persons (AIFLNP):** AIF authorised by the Cyprus Securities and Exchange Commission to operate as an AIFLNP, subject to Part VII of the Alternative Investment Funds Law, or which was permitted to operate as an AIFLNP subject to article 144(3) of the Alternative Investment Funds Law.

**Asset under Management (AUM):** Under AIFMD, asset under management are defined as the value of all assets in portfolio, including all assets acquired through use of leverage (borrowing of cash or securities and leverage embedded in derivative position). This concept of AUM is different from the industry approach of AUM which typically relates to the assets of the balance sheet of the AIF.

**Net Asset Value (NAV):** The Net value of the assets of the Undertaking of Collective Investment.

**Registered Alternative Investment Fund (RAIF):** AIF which may operate as a registered AIF subject to the provisions of Part VIII of the Alternative Investment Funds Law.

**Undertaking of Collective Investment:** Is a collective investment undertaking, which raises capital to investing it in accordance with a defined investment policy for the benefit of investors.

**Undertakings for Collective Investment in Transferable Securities (UCITS):** The undertakings for collective investment in transferable securities of the open-ended type, authorised pursuant to article 9 of the Open Ended Undertakings for Collective Investment Law or pursuant to the legislation of another Member State which harmonises article 5 of Directive 2009/65/EC